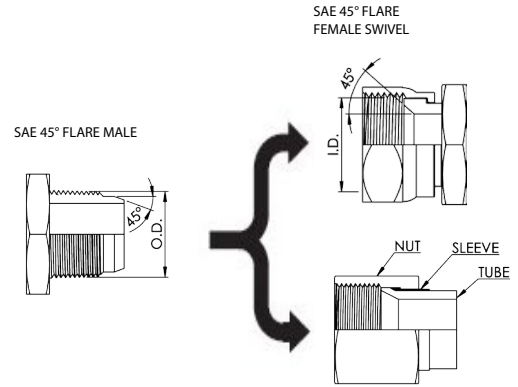


SAE 45° FLARE- SAE J512

SAE male has 45° flare which seals against 45° seats in females. Males can also seal against 45° flared tubing with nut and sleeve.

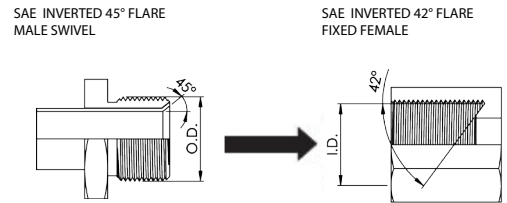
7/16 - 20, 1/2 - 20, 3/4 - 16 & 7/8 - 14 are the same thread form as JIC 37° flare. Some fittings in these sizes have both JIC 37° & SAE 45° seats.

MALE THREAD O.D. & PITCH	DASH SIZE	MALE THREAD O.D.		FEMALE THREAD I.D.		TUBE SIZE
		mm	inch	mm	inch	
inch - TPI		mm	inch	mm	inch	inch
5/16 - 24	-05	7.9	0.31	6.8	0.27	1/8
3/8 - 24	-06	9.5	0.38	8.4	0.33	3/16
7/16 - 20	-07	11.1	0.44	9.9	0.39	1/4
1/2 - 20	-08	12.7	0.50	11.4	0.44	5/16
5/8 - 18	-10	15.9	0.63	14.2	0.56	3/8
3/4 - 16	-12	19.1	0.75	17.5	0.69	1/2
7/8 - 14	-14	22.2	0.88	20.6	0.81	5/8
1 1/16 - 14	-17	27.0	1.06	24.9	0.98	3/4



SAE 45° INVERTED FLARE - SAE J512

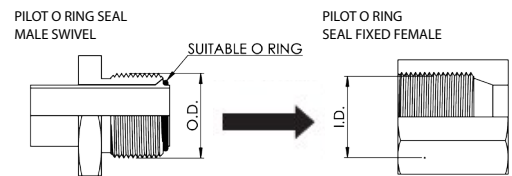
MALE THREAD O.D. & PITCH	DASH SIZE	MALE THREAD O.D.		FEMALE THREAD I.D.		TUBE SIZE
		mm	inch	mm	inch	
inch - TPI		mm	inch	mm	inch	inch
7/16 - 24	-07	11.1	0.44	9.9	0.39	1/4
1/2 - 20	-08	12.7	0.50	11.4	0.45	5/16
5/8 - 18	-10	15.9	0.63	14.2	0.56	3/8
1 1/16 - 18	-11	17.5	0.69	16.0	0.63	7/16



SAE PILOT O RING SEALS

Pilot Male Swivel

MALE THREAD O.D. & PITCH	DASH SIZE	MALE THREAD O.D.		FEMALE THREAD I.D.		TUBE SIZE
		mm	inch	mm	inch	
inch - TPI		mm	inch	mm	inch	inch
5/8 - 18	-10	15.9	0.63	14.2	0.56	-6
3/4 - 18	-12	19.0	0.75	17.8	0.70	-8
7/8 - 18	-14	22.2	0.88	20.6	0.81	-10



Pilot Female Swivel

MALE THREAD O.D. & PITCH	DASH SIZE	MALE THREAD O.D.		FEMALE THREAD I.D.		TUBE SIZE
		mm	inch	mm	inch	
inch - TPI		mm	inch	mm	inch	inch
5/8 - 18	-10	15.9	0.63	14.2	0.56	-6
3/4 - 16	-12	19.0	0.75	17.5	0.69	-8
3/4 - 16	-12	19.0	0.75	17.5	0.69	-8

