



6.45

Pipe Flanges (AS2129)





PART NUMBER	TAB 'D' 316 S/S S.O.W. PIPE FLANGE AS2129
AF36SP-12-D	1/2"
AF36SP-20-D	3/4"
AF36SP-25-D	1"
AF36SP-32-D	1 1/4"
AF36SP-40-D	1 1/2"
AF36SP-50-D	2"
AF36SP-65-D	2 1/2"
AF36SP-80-D	3"
AF36SP-100-D	4"
AF36SP-125-D	5"
AF36SP-150-D	6"
AF36SP-200-D	8"
AF36SP-250-D	10"
AF36SP-300-D	12"
AF36SP-350-D	14"
AF36SP-400-D	16"
AF36SP-450-D	18"
AF36SP-500-D	20"
AF36SP-600-D	24"

PART NUMBER	TAB 'E' 316 S/S S.O.W. PIPE FLANGE AS2129
AF36SP-12-E	1/2"
AF36SP-20-E	3/4"
AF36SP-25-E	1"
AF36SP-32-E	1 1/4"
AF36SP-40-E	1 1/2"
AF36SP-50-E	2"
AF36SP-65-E	2 1/2"
AF36SP-80-E	3"
AF36SP-100-E	4"
AF36SP-125-E	5"
AF36SP-150-E	6"
AF36SP-200-E	8"
AF36SP-250-E	10"
AF36SP-300-E	12"
AF36SP-350-E	14"
AF36SP-400-E	16"
AF36SP-450-E	18"
AF36SP-500-E	20"
AF36SP-600-E	24"

6.46



Pipe Flanges (AS2129)



PART NUMBER	TAB 'F' 316 S/S S.O.W. PIPE FLANGE AS2129
AF36SP-12-F	1/2"
AF36SP-20-F	3/4"
AF36SP-25-F	1"
AF36SP-32-F	1 1/4"
AF36SP-40-F	1 1/2"
AF36SP-50-F	2"
AF36SP-65-F	2 1/2"
AF36SP-80-F	3"
AF36SP-100-F	4"
AF36SP-125-F	5"
AF36SP-150-F	6"
AF36SP-200-F	8"
AF36SP-250-F	10"
AF36SP-300-F	12"
AF36SP-350-F	14"
AF36SP-400-F	16"
AF36SP-450-F	18"
AF36SP-500-F	20"
AF36SP-600-F	24"

PART NUMBER	TAB 'H' 316 S/S S.O.W. PIPE FLANGE AS2129
AF36SP-12-H	1/2"
AF36SP-20-H	3/4"
AF36SP-25-H	1"
AF36SP-32-H	1 1/4"
AF36SP-40-H	1 1/2"
AF36SP-50-H	2"
AF36SP-65-H	2 1/2"
AF36SP-80-H	3"
AF36SP-100-H	4"
AF36SP-125-H	5"
AF36SP-150-H	6"
AF36SP-200-H	8"
AF36SP-250-H	10"
AF36SP-300-H	12"
AF36SP-350-H	14"
AF36SP-400-H	16"
AF36SP-450-H	18"
AF36SP-500-H	20"
AF36SP-600-H	24"

Pipe Flanges (ASME B16.5)




PART NUMBER	ANSI 150 lb 316 S/S S.O.W. PIPE FLANGE ASME B16.5
AF36SP-12-A1	1/2"
AF36SP-20-A1	3/4"
AF36SP-25-A1	1"
AF36SP-32-A1	1 1/4"
AF36SP-40-A1	1 1/2"
AF36SP-50-A1	2"
AF36SP-65-A1	2 1/2"
AF36SP-80-A1	3"
AF36SP-100-A1	4"
AF36SP-125-A1	5"
AF36SP-150-A1	6"
AF36SP-200-A1	8"
AF36SP-250-A1	10"
AF36SP-300-A1	12"
AF36SP-350-A1	14"
AF36SP-400-A1	16"
AF36SP-450-A1	18"
AF36SP-500-A1	20"
AF36SP-600-A1	24"

PART NUMBER	ANSI 300 lb 316 S/S S.O.W. PIPE FLANGE ASME B16.5
AF36SP-12-A3	1/2"
AF36SP-20-A3	3/4"
AF36SP-25-A3	1"
AF36SP-32-A3	1 1/4"
AF36SP-40-A3	1 1/2"
AF36SP-50-A3	2"
AF36SP-65-A3	2 1/2"
AF36SP-80-A3	3"
AF36SP-100-A3	4"
AF36SP-125-A3	5"
AF36SP-150-A3	6"
AF36SP-200-A3	8"
AF36SP-250-A3	10"
AF36SP-300-A3	12"
AF36SP-350-A3	14"
AF36SP-400-A3	16"
AF36SP-450-A3	18"
AF36SP-500-A3	20"
AF36SP-600-A3	24"

6.48


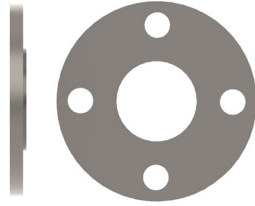
Pipe Flanges (ASME B16.5)



PART NUMBER	ANSI 600 lb 316 S/S S.O.W. PIPE FLANGE ASME B16.5
AF36SP-12-A6	1/2"
AF36SP-20-A6	3/4"
AF36SP-25-A6	1"
AF36SP-32-A6	1 1/4"
AF36SP-40-A6	1 1/2"
AF36SP-50-A6	2"
AF36SP-65-A6	2 1/2"
AF36SP-80-A6	3"
AF36SP-100-A6	4"
AF36SP-125-A6	5"
AF36SP-150-A6	6"
AF36SP-200-A6	8"
AF36SP-250-A6	10"
AF36SP-300-A6	12"
AF36SP-350-A6	14"
AF36SP-400-A6	16"
AF36SP-450-A6	18"
AF36SP-500-A6	20"
AF36SP-600-A6	24"


6.49

Pipe Flanges (EN 1092-1)





PART NUMBER	DIN 6 316 S/S S.O.W. PIPE FLANGE EN 1092-1
AF36SP-12-D6	1/2"
AF36SP-20-D6	3/4"
AF36SP-25-D6	1"
AF36SP-32-D6	1 1/4"
AF36SP-40-D6	1 1/2"
AF36SP-50-D6	2"
AF36SP-65-D6	2 1/2"
AF36SP-80-D6	3"
AF36SP-100-D6	4"
AF36SP-125-D6	5"
AF36SP-150-D6	6"
AF36SP-200-D6	8"
AF36SP-250-D6	10"
AF36SP-300-D6	12"
AF36SP-350-D6	14"
AF36SP-400-D6	16"
AF36SP-450-D6	18"
AF36SP-500-D6	20"
AF36SP-600-D6	24"

PART NUMBER	DIN 10 316 S/S S.O.W. PIPE FLANGE EN 1092-1
Use DIN 16 for sizes below 200mm	
AF36SP-250-D10	10"
AF36SP-300-D10	12"
AF36SP-350-D10	14"
AF36SP-400-D10	16"
AF36SP-450-D10	18"
AF36SP-500-D10	20"
AF36SP-600-D10	24"



PART NUMBER	DIN 16 316 S/S S.O.W. PIPE FLANGE EN 1092-1
AF36SP-12-D16	1/2"
AF36SP-20-D16	3/4"
AF36SP-25-D16	1"
AF36SP-32-D16	1 1/4"
AF36SP-40-D16	1 1/2"
AF36SP-50-D16	2"
AF36SP-65-D16	2 1/2"
AF36SP-80-D16	3"
AF36SP-100-D16	4"
AF36SP-125-D16	5"
AF36SP-150-D16	6"
AF36SP-200-D16	8"
AF36SP-250-D16	10"
AF36SP-300-D16	12"
AF36SP-350-D16	14"
AF36SP-400-D16	16"
AF36SP-450-D16	18"
AF36SP-500-D16	20"
AF36SP-600-D16	24"



PART NUMBER	DIN 25 316 S/S S.O.W. PIPE FLANGE EN 1092-1
Use DIN 40 for sizes below 200mm	
AF36SP-250-D25	10"
AF36SP-300-D25	12"
AF36SP-350-D25	14"
AF36SP-400-D25	16"
AF36SP-450-D25	18"
AF36SP-500-D25	20"
AF36SP-600-D25	24"

PART NUMBER	DIN 40 316 S/S S.O.W. PIPE FLANGE EN 1092-1
AF36SP-12-D40	1/2"
AF36SP-20-D40	3/4"
AF36SP-25-D40	1"
AF36SP-32-D40	1 1/4"
AF36SP-40-D40	1 1/2"
AF36SP-50-D40	2"
AF36SP-65-D40	2 1/2"
AF36SP-80-D40	3"
AF36SP-100-D40	4"
AF36SP-125-D40	5"
AF36SP-150-D40	6"
AF36SP-200-D40	8"
AF36SP-250-D40	10"
AF36SP-300-D40	12"
AF36SP-350-D40	14"
AF36SP-400-D40	16"
AF36SP-450-D40	18"
AF36SP-500-D40	20"
AF36SP-600-D40	24"