

# HOSEFLEX® MINING HOSE

## 2D/3D CAD Drawings

Technical drawings are created by a qualified draftsman using 2D/3D CAD mechanical design software. Models of parts and assemblies are configured to dimensions and tolerances to suffice accurate manufacture, design and installation. Comprehensive technical support and drawings are available upon request and can be supplied with orders or quotations as required.



## Hose/Asset Management System

Pacific Hoseflex has developed and implemented a hose management system to offer clients complete traceability and on site product identification. This can be partnered with our on site testing service in accordance to ISO 9712. Our system is flexible and can be customised to accommodate the specific needs of individual clients.



## Oxygen Cleaning

This unique service offered by Pacific Hoseflex for piping systems and components to ensure the product is safe for use in Oxygen service and other critical applications.

- Hoses
- Pipe Work
- Expansion Joints
- Fittings
- Custom Fabrication
- Valves
- Pipe Spools



## Testing & Certification

**On Site:** In accordance with ISO 9712 and ISO/IEC 17025

**Test Mediums:** Water, Hydraulic Oil, Nitrogen, Hydrogen, Compressed air

**Non-Destructive / Destructive Test Methods:**

Vacuum, Penetrant Testing, Magnetic Particle, Holiday/Spark Test, Radiographic Testing, Continuity Test, On site Testing (Live video testing Available on Request)

**Third Party Inspections:** NATA, DNV, Lloyds, CE Certification



## Pipe Work & Hose Installation

Pacific Hoseflex has over 20 years experience in fitting, installing and commissioning fluid transfer products. Extensive client consultation and negotiation in relation to each project is conducted to ensure the product installation provides maximum performance and meets client expectations.



## Welding Capabilities

**Welding Materials:** Carbon steel, stainless steel and other high-grade alloys

**Welding techniques:** Gas Tungsten Arc Welding (GTAW), Metal Inert Gas Welding (MIGW), Manual Metal Arc Welding (MMAW) and Flux Cored Arc Welding (FCAW)

**Welding Standards:** AS4041 Class 1, ASME B31.3, ASME IX, AS 3992, ASME BPVC.IX & AS/NZS 1554.1 SP



## Crimping Capabilities

Pacific Hoseflex's workshops are equipped with crimping machines which offer a range of crimping services from 1/8" brake lines to 400mm dredging & docking hoses. With extensive expertise in assembly of industrial and hydraulic hose techniques, Pacific Hoseflex provides precision and accurate crimping processes using the latest technology.



## Laser marking / tagging and traceability

Pacific Hoseflex offers both metallic and non-metallic laser marking identification on all manufactured products. Specific data can be customized on any item or assembly. All manufactured products are laser marked with a unique number that ensures traceability and can be linked back to PHF's in-house Inspection Test Procedure (ITP). Traceability of products conforms to Quality Management System ISO 9001.



# COMPANY PROFILE

Recognised as an industry leader in engineering fluid transfer products, Pacific Hoseflex Pty Ltd (PHF) is a third generation Australian owned and operated business. PHF have the most advanced technology in their market, with an electronic scheduling and ERP System and a fully digitalised workplace. This system ensures the business keeps up to date with client needs and the emergence of Industry 4.0. in manufacturing.

The modern manufacturing facilities are successfully producing products which are distributed throughout Australia and globally. 6 Sigma techniques are used to ensure processes are carried out in the most efficient manner so clients receive the highest quality product.

The main business focus is to deliver superior quality products and excellent service to meet customer needs across a diverse range of industries. Supported with extensive research and development, highly qualified technicians knowledge and expertise has given the company a competitive advantage when tendering within the industry.

Pacific Hoseflex holds the quality-assured stamp of approval across manufacturing (ISO 9001), Workplace Health and Safety (ISO 45001), and Environmental (ISO 14001) work practices. The capacity to meet the requirements of projects, including engineering design and specification, complements our reputation as a market leader.

## Brands:



## Certifications:



## Locations:



### Queensland (Head Office):

10 Alex Fisher Drive,  
Burleigh Heads QLD 4220  
Phone: +617 5593 4292  
www.hoseflex.com  
Email: salesqld@hoseflex.com.au

### Victoria Branch:

47 Technology Drive, Sunshine  
West, VIC 3020  
Phone: +613 8566 7250  
www.hoseflex.com  
Email: salesvic@hoseflex.com.au

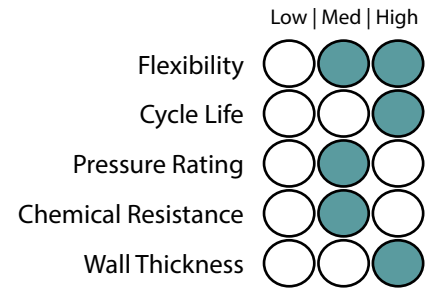
### Western Australia Branch:

U1, 431 Yangebup Road,  
Cockburn Central, WA 6164  
Phone: +618 9468 2840  
www.hoseflex.com  
Email: saleswa@hoseflex.com.au

## Rubber Hose - Mining

### Hard-Wall Hoseflex® Mining Hose

**Colour:** Black  
**Tube:** NR/BR blend Super Abrasion Resistant Rubber  
**Cover:** Abrasion, UV and Ozone resistant rubber  
**Reinforcement:** Spiral Synthetic fabric and wire helix  
**Size Available:** DN50 to DN1200  
**Temperature:** -30°C / + 70°C



#### Construction

**Use:**  
 Slurry and water transfer, dewatering and tailings pipelines as well as transfer of chemicals, hydrocarbons and acids.

**End connections:**  
 Plain end, Flanged (fixed or swivel), Flanged full spigot (fixed or swivel), Double flanged, Grooved (roll or cut), Threaded, Butt weld, Custom



#### Notes

Bend Radius - Based on 700Kpa.  
 Max Working Pressure - Determined by construction and fitting/flange design  
 Lengths - Can be made up to 10 meters

#### Specifications

Hose Size			Standard Liner Thickness		Max Liner Thickness		Vacuum Rating	Standard Working Pressure		Max Working Pressure		Min Bend Radius	
DN	in	mm	mm	in	mm	in	%	kPa	PSI	kPa	PSI	mm	Dia
50	2	50.8	4.5	1/6	6	1/4	100	700	102	6000	870	410	8
80	3	76.2	4.5	1/6	6	1/4	100	700	102	6000	870	610	8
100	4	101.6	6	1/4	9	1/3	100	700	102	6000	870	810	8
125	5	127	6	1/4	9	1/3	100	700	102	6000	870	1020	8
150	6	152.4	6	1/4	9	1/3	100	700	102	6000	870	1220	8
200	8	203.2	6	1/4	9	1/3	100	700	102	5000	725	1630	8
250	10	254	6	1/4	12	1/2	100	700	102	5000	725	2540	10
300	12	304.8	6	1/4	12	1/2	100	700	102	5000	725	3050	10
350	14	355.6	9	1/3	15	3/5	100	700	102	4000	580	3560	10
400	16	406.4	9	1/3	15	3/5	100	700	102	3500	508	4060	10
450	18	457.2	9	1/3	18	5/7	100	700	102	3000	435	5490	12
500	20	508	9	1/3	18	5/7	100	700	102	3000	435	6100	12
550	22	558.8	9	1/3	21	5/6	100	700	102	3000	435	7820	14
600	24	610	12	1/2	21	5/6	100	700	102	2500	363	8540	14
650	26	660.4	12	1/2	21	5/6	100	700	102	2500	363	10570	16
700	28	700	12	1/2	24	1	100	700	102	2000	290	11200	16
750	30	750	12	1/2	24	1	100	700	102	2000	290	12000	16
800	32	800	15	3/5	24	1	100	700	102	1800	261	12800	16
900	36	900	15	3/5	24	1	100	700	102	1800	261	14400	16
1000	40	1000	15	3/5	27	1	100	700	102	1500	218	16000	16
1100	44	1100	15	3/5	27	1	100	700	102	1000	145	17600	16
1200	48	1200	15	3/5	27	1	100	700	102	1000	145	19200	16

## Rubber Hose - Mining

### Soft Wall Hoseflex® Mining Hose

**Part No:** IH-RWCS

**Colour:** Black

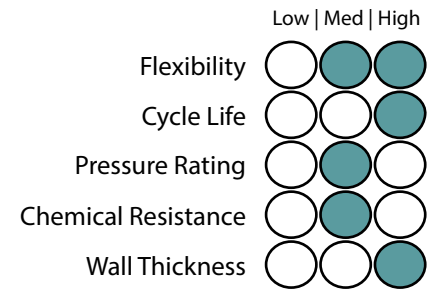
**Tube:** NR/BR blend Super Abrasion Resistant Rubber

**Cover:** Abrasion, UV and Ozone resistant rubber

**Reinforcement:** Synthetic fabric

**Size Available:** DN50 to DN1200

**Temperature:** -30°C / + 70°C



#### Construction

**Use:**

Slurry and water transfer, dewatering and tailings pipelines as well as transfer of chemicals, hydrocarbons and acids.

**End connections:**

Plain end, Flanged (fixed or swivel), Flanged full spigot (fixed or swivel), Double flanged, Grooved (roll or cut), Threaded, Butt weld, Custom



#### Notes

Max Liner thickness is gauged by flange pattern

Max Working Pressure - Determined by construction and fitting/flange design

No Bend radius advised for non wire reinforced hose

Lengths - Can be made up to 10 meters

#### Specifications

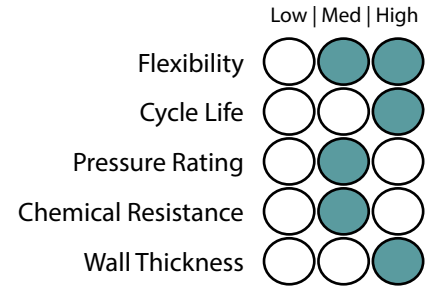
Hose Size			Standard Liner Thickness		Max Liner Thickness		Vacuum Rating	Standard Working Pressure		Max Working Pressure	
DN	in	mm	mm	in	mm	in	%	kPa	PSI	kPa	PSI
50	2	50.8	4.5	1/6	6	1/4	n/a	700	102	6000	870
80	3	76.2	4.5	1/6	6	1/4	n/a	700	102	6000	870
100	4	101.6	6	1/4	9	1/3	n/a	700	102	6000	870
125	5	127	6	1/4	9	1/3	n/a	700	102	6000	870
150	6	152.4	6	1/4	9	1/3	n/a	700	102	6000	870
200	8	203.2	6	1/4	9	1/3	n/a	700	102	5000	725
250	10	254	6	1/4	12	1/2	n/a	700	102	5000	725
300	12	304.8	6	1/4	12	1/2	n/a	700	102	5000	725
350	14	355.6	9	1/3	15	3/5	n/a	700	102	4000	580
400	16	406.4	9	1/3	15	3/5	n/a	700	102	3500	508
450	18	457.2	9	1/3	18	5/7	n/a	700	102	3000	435
500	20	508	9	1/3	18	5/7	n/a	700	102	3000	435
550	22	558.8	9	1/3	21	5/6	n/a	700	102	3000	435
600	24	610	12	1/2	21	5/6	n/a	700	102	2500	363
650	26	660.4	12	1/2	21	5/6	n/a	700	102	2500	363
700	28	700	12	1/2	24	1	n/a	700	102	2000	290
750	30	750	12	1/2	24	1	n/a	700	102	2000	290
800	32	800	15	3/5	24	1	n/a	700	102	1800	261
900	36	900	15	3/5	24	1	n/a	700	102	1800	261
1000	40	1000	15	3/5	27	1	n/a	700	102	1500	218
1100	44	1100	15	3/5	27	1	n/a	700	102	1000	145
1200	48	1200	15	3/5	27	1	n/a	700	102	1000	145

# HOSEFLEX® MINING HOSE

## Rubber Hose - Mining

### Ceramic Hoseflex® Mining Hose

**Colour:** Black  
**Tube:** NR/BR blend Super Abrasion Resistant Rubber  
**Cover:** Abrasion, UV and Ozone resistant rubber  
**Reinforcement:** Spiral Synthetic fabric and wire helix  
**Size Available:** DN50 to DN1200  
**Temperature:** -30°C / + 70°C



### Construction

**Use:**  
 Ceramic mining hose is designed to be extremely resistant to abrasion even in high material flows and speeds, preventing material build-up. The ideal solution for high wearing mining and aggregates applications.

Used in slurry and water transfer, dewatering and tailings pipelines as well as transfer of chemicals, hydrocarbons and acids.

**Lengths** - Can be made up to 10 meters

**End connections:** Plain end, Flanged (fixed or swivel), Flanged full spigot (fixed or swivel), Double flanged, Grooved (roll or cut), Threaded, Butt weld, Custom



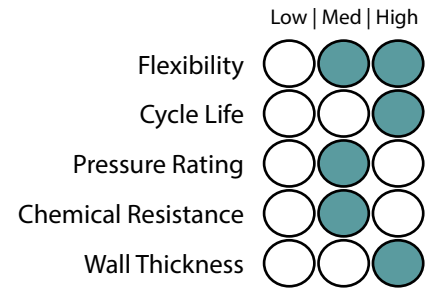
### Specifications

Hose Size			Standard Linear Thickness		Max Liner Thickness		Vacuum Rating	Standard Working Pressure		Max Working Pressure		Min Bend Radius	
DN	in	mm	mm	in	mm	in	%	kPa	PSI	kPa	PSI	mm	Dia
50	2	50.8	4.5	1/6	6	1/4	100	700	102	6000	870	410	8
80	3	76.2	4.5	1/6	6	1/4	100	700	102	6000	870	610	8
100	4	101.6	6	1/4	9	1/3	100	700	102	6000	870	810	8
125	5	127	6	1/4	9	1/3	100	700	102	6000	870	1020	8
150	6	152.4	6	1/4	9	1/3	100	700	102	6000	870	1220	8
200	8	203.2	6	1/4	9	1/3	100	700	102	5000	725	1630	8
250	10	254	6	1/4	12	1/2	100	700	102	5000	725	2540	10
300	12	304.8	6	1/4	12	1/2	100	700	102	5000	725	3050	10
350	14	355.6	9	1/3	15	3/5	100	700	102	4000	580	3560	10
400	16	406.4	9	1/3	15	3/5	100	700	102	3500	508	4060	10
450	18	457.2	9	1/3	18	5/7	100	700	102	3000	435	5490	12
500	20	508	9	1/3	18	5/7	100	700	102	3000	435	6100	12
550	22	558.8	9	1/3	21	5/6	100	700	102	3000	435	7820	14
600	24	610	12	1/2	21	5/6	100	700	102	2500	363	8540	14
650	26	660.4	12	1/2	21	5/6	100	700	102	2500	363	10570	16
700	28	700	12	1/2	24	1	100	700	102	2000	290	11200	16
750	30	750	12	1/2	24	1	100	700	102	2000	290	12000	16
800	32	800	15	3/5	24	1	100	700	102	1800	261	12800	16
900	36	900	15	3/5	24	1	100	700	102	1800	261	14400	16
1000	40	1000	15	3/5	27	1	100	700	102	1500	218	16000	16
1100	44	1100	15	3/5	27	1	100	700	102	1000	145	17600	16
1200	48	1200	15	3/5	27	1	100	700	102	1000	145	19200	16

## Rubber Hose - Mining

### Pre-Formed Bend Hoseflex® Mining Hose

**Colour:** Black  
**Tube:** NR/BR blend Super Abrasion Resistant Rubber  
**Cover:** Abrasion, UV and Ozone resistant rubber  
**Reinforcement:** Spiral Synthetic fabric and wire helix  
**Size Available:** DN50 to DN1200  
**Temperature:** -30°C / + 70°C



#### Construction

**Use:** Designed for suction and discharge duties. Used for tight bend radius allowing movement and misalignment. Applications include slurry and water transfer, dewatering and tailings pipelines as well as transfer of chemicals, hydrocarbons and acids.

**End connections:** Plain end, Flanged (fixed or swivel), Flanged full spigot (fixed or swivel), Double flanged, Grooved (roll or cut), Threaded, Butt weld, Custom



#### Notes

The design is based on a 90 Degree Bend  
 The Bends are built on the radius, straights ends can be added in design state.

#### Specifications

Hose Size		Standard Liner Thickness		Max Liner Thickness		Vacuum Rating	Standard Working Pressure		Max Working Pressure		Standard Centreline Radius		
in	mm	mm	in	mm	in	%	kPa	PSI	kPa	PSI	1.5D mm	3D mm	5D mm
2	50.8	4.5	1/6	6	1/4	100	700	102	2500	363	60	120	199
3	76.2	4.5	1/6	6	1/4	100	700	102	2500	363	90	179	299
4	101.6	6	1/4	9	3/8	100	700	102	2500	363	120	239	399
5	127	6	1/4	9	3/8	100	700	102	2500	363	150	299	498
6	152.4	6	1/4	9	3/8	100	700	102	2500	363	179	359	598
8	203.2	6	1/4	9	3/8	100	700	102	2500	363	239	479	798
10	254	6	1/4	12	1/2	100	700	102	2500	363	299	598	997
12	304.8	6	1/4	12	1/2	100	700	102	2500	363	359	718	1196
14	355.6	9	3/8	15	3/5	100	700	102	2500	363	419	837	1396
16	406.4	9	3/8	15	3/5	100	700	102	2500	363	479	957	1595
18	457.2	9	3/8	18	5/7	100	700	102	2500	363	538	1077	1795
20	508	9	3/8	18	5/7	100	700	102	2500	363	598	1196	1994
22	558.8	9	3/8	21	5/6	100	700	102	2500	363	658	1316	2193
24	610	12	1/2	21	5/6	100	350	51	2500	363	718	1437	2394
26	660.4	12	1/2	21	5/6	100	350	51	2000	290	778	1555	2592
28	700	12	1/2	24	1	100	350	51	2000	290	824	1649	2748
30	750	12	1/2	24	1	100	350	51	2000	290	883	1766	2944
32	800	15	3/5	24	1	100	350	51	1500	218	942	1884	3140
36	900	15	3/5	24	1	100	350	51	1000	145	1060	2120	3533
40	1000	15	3/5	27	1	100	350	51	1000	145	1178	2355	3925
44	1100	15	3/5	27	1	100	350	51	1000	145	1295	2591	4318
48	1200	15	3/5	27	1	100	350	51	1000	145	1413	2826	4710

## Rubber Hose - Mining

### Pre-formed Bend Hoseflex® Ceramic Hose

**Colour:** Black  
**Tube:** NR/BR blend Super Abrasion Resistant Rubber  
**Cover:** Abrasion, UV and Ozone resistant rubber  
**Reinforcement:** Spiral Synthetic fabric and wire helix  
**Size Available:** DN80 to DN1200  
**Temperature:** -30°C / + 70°C

	Low	Med	High
Flexibility			
Cycle Life			
Pressure Rating			
Chemical Resistance			
Wall Thickness			

#### Construction

**Use:** Designed for suction and discharge duties. Used for tight bend radius allowing movement and misalignment. Applications include slurry and water transfer, dewatering and tailings pipelines as well as transfer of chemicals, hydrocarbons and acids. Ceramic preformed bend mining hose is designed to be extremely resistant to abrasion even in high material flows and speeds, preventing material build-up. The ideal solution for high wearing mining and aggregates applications.

**End connections:** Plain end, Flanged (fixed or swivel), Flanged full spigot (fixed or swivel), Double flanged, Grooved (roll or cut), Threaded, Butt weld, Custom



#### Notes

The design is based on a 90 Degree Bend  
 The Bends are built on the radius, straights ends can be added in design state

#### Specifications

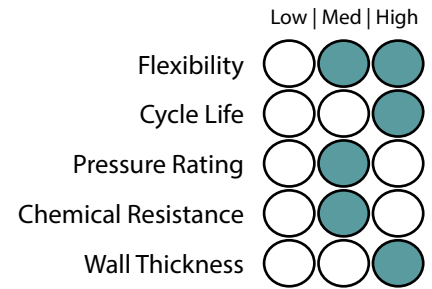
Hose Size			Standard Liner Thickness		Max Liner Thickness		Vacuum Rating	Standard Working Pressure		Max Working Pressure		Standard Centreline Radius			
DN	in	mm	mm	in	mm	in	%	kPa	PSI	kPa	PSI	1D mm	1.5D mm	3D mm	5D mm
80	3	76.2	4.5	1/6	6	1/4	100	700	102	2500	363	n/a	90	179	299
100	4	101.6	6	1/4	9	1/3	100	700	102	2500	363	n/a	120	239	399
125	5	127	6	1/4	9	1/3	100	700	102	2500	363	n/a	150	299	498
150	6	152.4	6	1/4	9	1/3	100	700	102	2500	363	n/a	179	359	598
200	8	203.2	6	1/4	9	1/3	100	700	102	2500	363	n/a	239	479	798
250	10	254	6	1/4	12	1/2	100	700	102	2500	363	n/a	299	598	997
300	12	304.8	6	1/4	12	1/2	100	700	102	2500	363	n/a	359	718	1196
350	14	355.6	9	1/3	15	3/5	100	700	102	2500	363	n/a	419	837	1396
400	16	406.4	9	1/3	15	3/5	100	700	102	2500	363	n/a	479	957	1595
450	18	457.2	9	1/3	18	5/7	100	700	102	2500	363	n/a	538	1077	1795
500	20	508	9	1/3	18	5/7	100	700	102	2500	363	n/a	598	1196	1994
550	22	558.8	9	1/3	21	5/6	100	700	102	2500	363	n/a	658	1316	2193
600	24	610	12	1/2	21	5/6	100	350	51	2500	363	n/a	718	1437	2394
650	26	660.4	12	1/2	21	5/6	100	350	51	2000	290	n/a	778	1555	2592
700	28	700	12	1/2	24	1	100	350	51	2000	290	n/a	824	1649	2748
750	30	750	12	1/2	24	1	100	350	51	2000	290	n/a	883	1766	2944
800	32	800	15	3/5	24	1	100	350	51	1500	218	n/a	942	1884	3140
900	36	900	15	3/5	24	1	100	350	51	1000	145	n/a	1060	2120	3533
1000	40	1000	15	3/5	27	1	100	350	51	1000	145	n/a	1178	2355	3925
1100	44	1100	15	3/5	27	1	100	350	51	1000	145	n/a	1295	2591	4318
1200	48	1200	15	3/5	27	1	100	350	51	1000	145	n/a	1413	2826	4710



## Rubber Hose - Mining

### Reducer Hoseflex® Mining Hose

**Colour:** Black  
**Tube:** NR/BR blend Super Abrasion Resistant Rubber  
**Cover:** Abrasion, UV and Ozone resistant rubber  
**Reinforcement:** Spiral Synthetic fabric and wire helix  
**Size Available:** DN50 to DN1200  
**Temperature:** -30°C / + 70°C



#### Construction

**Use:** Used in connecting varying sizes of pipework. Prodomentialy used in pump suction and discharge. Applications include slurry or water transfer in mineral processing plants, tailings pipelines and dewatering.

**End connections:** Plain end, Flanged (fixed or swivel), Flanged full spigot (fixed or swivel), Double flanged, Grooved (roll or cut), Threaded, Butt weld, Custom



#### Notes

We have left off lengths, there is nothing standard we have ever come across  
 Rubber gauges, these are often much heavier in gauge across the wear points (reducing area)

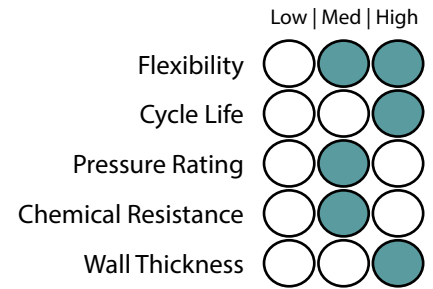
#### Specifications

Hose Size			Standard Liner Thickness		Max Liner Thickness		Vacuim Rating	Standard Working Pressure		Max Working Pressure	
DN	in	mm	mm	in	mm	in	%	kPa	PSI	kPa	PSI
50	2	50.8	4.5	1/6	6	1/4	100	700	102	3000	435
80	3	76.2	4.5	1/6	6	1/4	100	700	102	3000	435
100	4	101.6	6	1/4	9	1/3	100	700	102	3000	435
125	5	127	6	1/4	9	1/3	100	700	102	3000	435
150	6	152.4	6	1/4	9	1/3	100	700	102	3000	435
200	8	203.2	6	1/4	9	1/3	100	700	102	2500	363
250	10	254	6	1/4	12	1/2	100	700	102	2500	363
300	12	304.8	6	1/4	12	1/2	100	700	102	2500	363
350	14	355.6	9	1/3	15	3/5	100	700	102	2000	290
400	16	406.4	9	1/3	15	3/5	100	700	102	1750	254
450	18	457.2	9	1/3	18	5/7	100	700	102	1500	218
500	20	508	9	1/3	18	5/7	100	700	102	1500	218
550	22	558.8	9	1/3	21	5/6	100	700	102	1500	218
600	24	610	12	1/2	21	5/6	100	700	102	1250	181
650	26	660.4	12	1/2	21	5/6	100	700	102	1250	181
700	28	700	12	1/2	24	1	100	700	102	1000	145
750	30	750	12	1/2	24	1	100	700	102	1000	145
800	32	800	15	3/5	24	1	100	700	102	900	131
900	36	900	15	3/5	24	1	100	700	102	900	131
1000	40	1000	15	3/5	27	1	100	700	102	750	109
1100	44	1100	15	3/5	27	1	100	700	102	500	73
1200	48	1200	15	3/5	27	1	100	700	102	500	73

## Rubber Hose - Mining

### Reducer Ceramic Hoseflex® Mining Hose

**Colour:** Black  
**Tube:** NR/BR blend Super Abrasion Resistant Rubber  
**Cover:** Abrasion, UV and Ozone resistant rubber  
**Reinforcement:** Spiral Synthetic fabric and wire helix  
**Size Available:** DN80 to DN1200  
**Temperature:** -30°C / + 70°C



#### Construction

**Use:** Used in connecting varying sizes of pipework. Prodomentially used in pump suction and discharge. Applications include slurry or water transfer in mineral processing plants, tailings pipelines and dewatering.

Ceramic reducer mining hose is designed to be extremely resistant to abrasion even in high material flows and speeds, preventing material build-up. The ideal solution for high wearing mining and aggregates applications.

**End connections:** Plain end, Flanged (fixed or swivel), Flanged full spigot (fixed or swivel), Double flanged, Grooved (roll or cut), Threaded, Butt weld, Custom



#### Notes

We have left off lengths, there is nothing standard we have ever come across Rubber gauges, these are often much heavier in gauge across the wear points (reducing area)

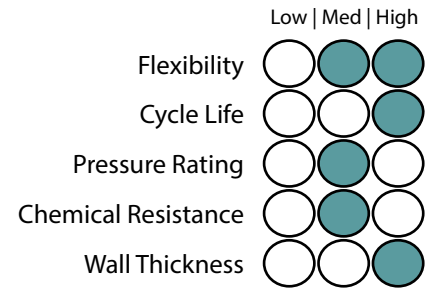
#### Specifications

Hose Size			Standard Liner Thickness		Max Liner Thickness		Vacuum Rating	Standard Working Pressure		Max Working Pressure		Standard Centreline Radius		
DN	in	mm	mm	in	mm	in	%	kPa	PSI	kPa	PSI	1.5D mm	3D mm	5D mm
50	2	50.8	4.5	1/6	6	1/4	100	700	102	2500	363	60	120	199
80	3	76.2	4.5	1/6	6	1/4	100	700	102	2500	363	90	179	299
100	4	101.6	6	1/4	9	1/3	100	700	102	2500	363	120	239	399
125	5	127	6	1/4	9	1/3	100	700	102	2500	363	150	299	498
150	6	152.4	6	1/4	9	1/3	100	700	102	2500	363	179	359	598
200	8	203.2	6	1/4	9	1/3	100	700	102	2500	363	239	479	798
250	10	254	6	1/4	12	1/2	100	700	102	2500	363	299	598	997
300	12	304.8	6	1/4	12	1/2	100	700	102	2500	363	359	718	1196
350	14	355.6	9	1/3	15	3/5	100	700	102	2500	363	419	837	1396
400	16	406.4	9	1/3	15	3/5	100	700	102	2500	363	479	957	1595
450	18	457.2	9	1/3	18	5/7	100	700	102	2500	363	538	1077	1795
500	20	508	9	1/3	18	5/7	100	700	102	2500	363	598	1196	1994
550	22	558.8	9	1/3	21	5/6	100	700	102	2500	363	658	1316	2193
600	24	610	12	1/2	21	5/6	100	350	51	2500	363	718	1437	2394
650	26	660.4	12	1/2	21	5/6	100	350	51	2000	290	778	1555	2592
700	28	700	12	1/2	24	1	100	350	51	2000	290	824	1649	2748
750	30	750	12	1/2	24	1	100	350	51	2000	290	883	1766	2944
800	32	800	15	3/5	24	1	100	350	51	1500	218	942	1884	3140
900	36	900	15	3/5	24	1	100	350	51	1000	145	1060	2120	3533
1000	40	1000	15	3/5	27	1	100	350	51	1000	145	1178	2355	3925
1100	44	1100	15	3/5	27	1	100	350	51	1000	145	1295	2591	4318
1200	48	1200	15	3/5	27	1	100	350	51	1000	145	1413	2826	4710

## Rubber Hose - Mining

### Y Piece Hoseflex® Mining Hose

**Colour:** Black  
**Tube:** NR/BR blend Super Abrasion Resistant Rubber  
**Cover:** Abrasion, UV and Ozone resistant rubber  
**Reinforcement:** Spiral Synthetic fabric and wire helix  
**Size Available:** DN50 to DN1200  
**Temperature:** -30°C / + 70°C



### Construction

**Use:**  
 Y piece mining hose used in connecting one pipeline into two pipelines or vice versa. Fully customised to suit your existing pipe work. Suitable for both suction and discharge duties. Applications include slurry or water transfer in mineral processing plants, tailings pipelines and dewatering.

**End connections:** Plain end, Flanged (fixed or swivel), Flanged full spigot (fixed or swivel), Double flanged, Grooved (roll or cut), Threaded, Butt weld, Custom



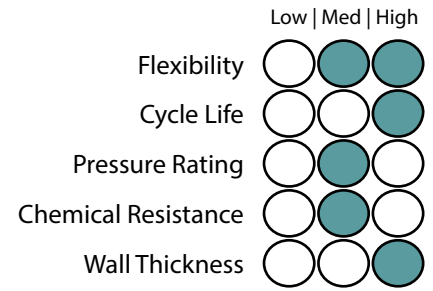
### Specifications

Hose Size			Standard Liner Thickness		Max Liner Thickness		Vacuum Rating	Standard Working Pressure		Max Working Pressure	
DN	in	mm	mm	in	mm	in	%	kPa	PSI	kPa	PSI
50	2	50.8	4.5	1/6	6	1/4	100	700	102	3000	435
80	3	76.2	4.5	1/6	6	1/4	100	700	102	3000	435
100	4	101.6	6	1/4	9	1/3	100	700	102	3000	435
125	5	127	6	1/4	9	1/3	100	700	102	3000	435
150	6	152.4	6	1/4	9	1/3	100	700	102	3000	435
200	8	203.2	6	1/4	9	1/3	100	700	102	2500	363
250	10	254	6	1/4	12	1/2	100	700	102	2500	363
300	12	304.8	6	1/4	12	1/2	100	700	102	2500	363
350	14	355.6	9	1/3	15	3/5	100	700	102	2000	290
400	16	406.4	9	1/3	15	3/5	100	700	102	1750	254
450	18	457.2	9	1/3	18	5/7	100	700	102	1500	218
500	20	508	9	1/3	18	5/7	100	700	102	1500	218
550	22	558.8	9	1/3	21	5/6	100	700	102	1500	218
600	24	610	12	1/2	21	5/6	100	700	102	1250	181
650	26	660.4	12	1/2	21	5/6	100	700	102	1250	181
700	28	700	12	1/2	24	1	100	700	102	1000	145
750	30	750	12	1/2	24	1	100	700	102	1000	145
800	32	800	15	3/5	24	1	100	700	102	900	131
900	36	900	15	3/5	24	1	100	700	102	900	131
1000	40	1000	15	3/5	27	1	100	700	102	750	109
1100	44	1100	15	3/5	27	1	100	700	102	500	73
1200	48	1200	15	3/5	27	1	100	700	102	500	73

## Rubber Hose - Mining

### Y Piece Hard Wall Hoseflex® Mining Hose

**Part No:** IH-RWCS  
**Colour:** Black  
**Tube:** NR/BR blend Super Abrasion Resistant Rubber  
**Cover:** Abrasion, UV and Ozone resistant rubber  
**Reinforcement:** Spiral Synthetic fabric and wire helix  
**Size Available:** DN80 to DN1200  
**Temperature:** -30°C / + 70°C



#### Construction

##### Use:

Y piece mining hose used in connecting one pipeline into two pipelines or vice versa. Fully customised to suit your existing pipe work. Suitable for both suction and discharge duties. Applications include slurry or water transfer in mineral processing plants, tailings pipelines and dewatering.

Ceramic Y piece mining hose is designed to be extremely resistant to abrasion even in high material flows and speeds, preventing material build-up. The ideal solution for high wearing mining and aggregates applications.

##### End connections:

Plain end, Flanged (fixed or swivel), Flanged full spigot (fixed or swivel), Double flanged, Grooved (roll or cut), Threaded, Butt weld, Custom



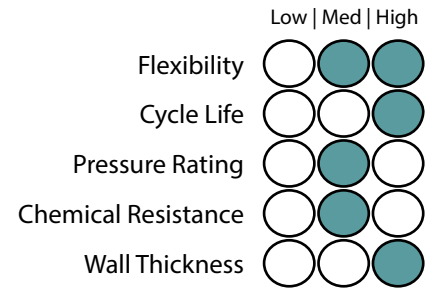
#### Specifications

Hose Size			Standard Liner Thickness		Max Liner		Vacuum Rating	Standard Working Pressure		Max Working Pressure	
DN	in	mm	mm	in	mm	in	%	kPa	PSI	kPa	PSI
80	3	76.2	4.5	1/6	6	1/4	100	700	102	3000	435
100	4	101.6	6	1/4	9	1/3	100	700	102	3000	435
125	5	127	6	1/4	9	1/3	100	700	102	3000	435
150	6	152.4	6	1/4	9	1/3	100	700	102	3000	435
200	8	203.2	6	1/4	9	1/3	100	700	102	2500	363
250	10	254	6	1/4	12	1/2	100	700	102	2500	363
300	12	304.8	6	1/4	12	1/2	100	700	102	2500	363
350	14	355.6	9	1/3	15	3/5	100	700	102	2000	290
400	16	406.4	9	1/3	15	3/5	100	700	102	1750	254
450	18	457.2	9	1/3	18	5/7	100	700	102	1500	218
500	20	508	9	1/3	18	5/7	100	700	102	1500	218
550	22	558.8	9	1/3	21	5/6	100	700	102	1500	218
600	24	610	12	1/2	21	5/6	100	700	102	1250	181
650	26	660.4	12	1/2	21	5/6	100	700	102	1250	181
700	28	700	12	1/2	24	1	100	700	102	1000	145
750	30	750	12	1/2	24	1	100	700	102	1000	145
800	32	800	15	3/5	24	1	100	700	102	900	131
900	36	900	15	3/5	24	1	100	700	102	900	131
1000	40	1000	15	3/5	27	1	100	700	102	750	109
1100	44	1100	15	3/5	27	1	100	700	102	500	73
1200	48	1200	15	3/5	27	1	100	700	102	500	73

## Rubber Hose - Mining

### Hard Wall Hoseflex® Mining Hose

**Colour:** Black  
**Tube:** NR/BR blend Super Abrasion Resistant Rubber  
**Cover:** Abrasion, UV and Ozone resistant rubber  
**Reinforcement:** Spiral Synthetic fabric and wire helix.  
**Size Available:** DN50 to DN1200  
**Temperature:** -30°C / + 70°C



#### Construction

**Use:**  
 A hard wall hose used in applications which require a tight bend radius. Suitable for both suction and discharge duty.

Lengths - Can be made up to 10 meters

**End connections:**  
 Plain end, Flanged (fixed or swivel), Flanged full spigot (fixed or swivel), Double flanged, Grooved (roll or cut), Threaded, Butt weld, Custom



#### Specifications

Hose Size			Standard Liner Thickness		Max Liner Thickness		Vacuum Rating	Standard Working Pressure		Max Working Pressure		Min Bend Radius	
DN	in	mm	mm	in	mm	in	%	kPa	PSI	kPa	PSI	mm	Dia
50	2	50.8	4.5	1/6	6	1/4	100	700	102	2000	290	200	4.00
80	3	76.2	4.5	1/6	6	1/4	100	700	102	2000	290	300	4.00
100	4	101.6	6	1/4	9	1/3	100	700	102	2000	290	410	4.00
125	5	127	6	1/4	9	1/3	100	700	102	2000	290	510	4.00
150	6	152.4	6	1/4	9	1/3	100	700	102	2000	290	610	4.00
200	8	203.2	6	1/4	9	1/3	100	700	102	2000	290	1220	6.00
250	10	254	6	1/4	12	1/2	100	700	102	2000	290	1520	6.00
300	12	304.8	6	1/4	12	1/2	100	700	102	2000	290	1830	6.00
350	14	355.6	9	1/3	15	3/5	100	700	102	1750	254	2840	8.00
400	16	406.4	9	1/3	15	3/5	100	700	102	1750	254	3250	8.00
450	18	457.2	9	1/3	18	5/7	100	700	102	1750	254	3660	8.00
500	20	508	9	1/3	18	5/7	100	700	102	1750	254	5080	10.00
550	22	558.8	9	1/3	21	5/6	100	700	102	1750	254	5590	10.00
600	24	610	12	1/2	21	5/6	100	700	102	1500	218	7320	12.00
650	26	660.4	12	1/2	21	5/6	100	700	102	1500	218	7920	12.00
700	28	700	12	1/2	24	1	100	700	102	1500	218	11200	16.00
750	30	750	12	1/2	24	1	100	700	102	1500	218	12000	16.00
800	32	800	15	3/5	24	1	100	350	51	1500	218	12.800	16.00
900	36	900	15	3/5	24	1	100	350	51	1800	261	14400	16.00
1000	40	1000	15	3/5	27	1	100	350	51	1000	145	16000	16.00
1100	44	1100	15	3/5	27	1	100	350	51	1000	145	17600	16.00
1200	48	1200	15	3/5	27	1	100	350	51	1000	145	19200	16.00

## Rubber Hose - Chemical

### Muff Coupling

**Part No.:** IH-RMC

**Colour:** Black

**Tube:** Black smooth abrasion resistant rubber

**Cover:** Black smooth synthetic rubber, abrasion and weather resistant

**Reinforcement:** Plies of high strength synthetic cord incorporating a steel wire helix

**Size Available:** 51mm - 354mm

**Temperature:** -35°C +70°C

Low | Med | High

Flexibility

Cycle Life

Pressure Rating

Chemical Resistance

Wall Thickness

### Construction

**Use:**

Suction and delivery of abrasive slurry in mining and extractive industries. Muff Coupling hose has many advantages over conventional material handling hoses which have inbuilt flanges.



### Specifications


Part Number	Nominal Dia.		Working Pressure		Weight
	I.D (mm)	O.D (mm)	Bar	kPa	
IH-RMC-51	51	71	7	700	4.90
IH-RMC-64	64	83	7	700	5.88
IH-RMC-75	75	103	7	700	6.90
IH-RMC-102	102	128	7	700	8.60
IH-RMC-127	127	157	7	700	8.95
IH-RMC-152	152	182	7	700	10.15
IH-RMC-204	204	236	7	700	14.80
IH-RMC-254	254	288	7	700	20.30
IH-RMC-305	305	344	7	700	34.36
IH-RMC-354	354	390	7	700	39.11

### Applications



# WE ALSO OFFER THESE SPECIALTY PRODUCTS

PTFE Hose



Vitalflex<sup>®</sup> Stainless Steel Hose



Expansion Joints



Rubber and Composite Hose



Piping Systems / Lined



Fittings, Flanges & Couplings



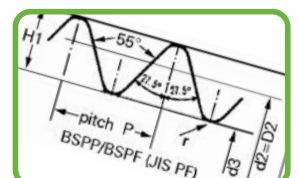
Swivel Joints




Liners / Covers



Technical Data



**OUR FLEXIBILITY YOUR SOLUTION**



**Queensland Branch / Head Office**

10 Alex Fisher Drive, Burleigh Heads QLD 4220

Phone: +617 5593 4292

**Web Address:** [www.hoseflex.com](http://www.hoseflex.com)

**Email:** [salesqld@hoseflex.com.au](mailto:salesqld@hoseflex.com.au)

**Perth Branch:**

U1, 431 Yangebup Rd, Cockburn Central WA 6164

Phone: +618 9468 2840

**Web Address:** [www.hoseflex.com](http://www.hoseflex.com)

**Email:** [saleswa@hoseflex.com.au](mailto:saleswa@hoseflex.com.au)

**Victoria Branch:**

47 Technology Drive, Sunshine West, VIC 3020

Phone: +613 8566 7250

**Web Address:** [www.hoseflex.com](http://www.hoseflex.com)

**Email:** [salesvic@hoseflex.com.au](mailto:salesvic@hoseflex.com.au)