





04



# RUBBER & COMPOSITE HOSE

## The Range

### RUBBER HOSE - STEAM

Size: 1/2" to 4"

Page 110



### RUBBER HOSE - AIR AND WATER

Size : 1/4" to 24"

Page 112



### RUBBER HOSE - PETROLEUM

Size: 3/4" to 4"


Page 118



### RUBBER HOSE - CHEMICAL

Size: 3/4" - 4"

Page 119



### RUBBER HOSES - HOSEFLEX® MINING ABRASION RESISTANT RUBBER HOSE

Size: 2" - 48"


Page 126



### RUBBER HOSE - OFFSHORE

Size : 2" to 12"

Page 140



### RUBBER HOSE - LPG / GAS

Size : 1/2" to 4"

Page 148



### RUBBER HOSE - HYDRAULIC

Size : 3/16" to 4"

Page 152



### RUBBER HOSE - HYGIENIC FOOD GRADE

Size : 1/2" to 4 5/16"

Page 158



### COMPOSITE HOSE

Size : 3/4" to 12"

Page 164



## Rubber Hose - Steam

### STEAM STAR R /210°C ISO6134 2B

**Part No.:** IH-RS-18

**Colour:** Red

**Tube:** Black, smooth, EPM rubber compound

**Cover:** Red, smooth, pin pricked, cloth impression EPM rubber compound, abrasion, oil, ozone and weather resistant

**Reinforcement:** High tensile strength steel reinforcements

**Size Available:** TBC

**Temperature:** -40°C +210°C picchi 232°C

Low | Med | High

Flexibility

Cycle Life

Pressure Rating

Chemical Resistance

Wall Thickness

### Construction

**Use:**

Delivery hose for high pressure saturated steam, suitable for tanks and pipelines steam cleaning in the petrochemical industry. Oil resistant cover



**Standards**

ISO 6134

### Specifications

Part Number	Size	Internal Diameter	Outside Diameter	Min. Bend Radius	Max. Working Pressure		Min. Burst Pressure	
	inch	mm	mm	mm	bar	PSI	bar	PSI
IH-RS-18-12	1/2"	13	25	120	18	270	180	2700
IH-RS-18-15	5/8"	16	30	155	18	270	180	2700
IH-RS-18-20	3/4"	19	33	185	18	270	180	2700
IH-RS-18-25	1"	25	40	240	18	270	180	2700
IH-RS-18-32	1 1/4"	32	48	330	18	270	180	2700
IH-RS-18-38	1 1/2"	38	54	390	18	270	180	2700
IH-RS-18-50	2"	51	69	520	18	270	180	2700
IH-RS-18-65	2 1/2"	63	81	640	18	270	180	2700
IH-RS-18-75	3"	76	94	745	18	270	180	2700
IH-RS-18-100	4"	102	122	990	18	270	180	2700

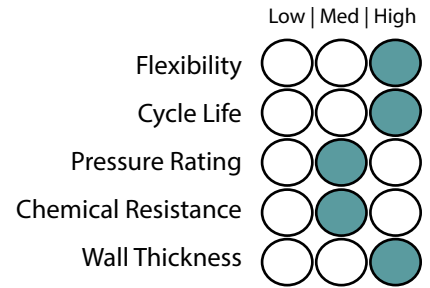
### Applications



## Rubber Hose - Steam

### Xtreme Steel Steam

**Part No.:** IH-RSS  
**Colour:** Black  
**Tube:** Black smooth EPDM heat resistant rubber  
**Cover:** Red smooth EPDM heat resistant rubber  
**Reinforcement:** Plies of steel wire cord  
**Size Available:** 13mm - 51mm  
**Temperature:** -40°C +236°C



### Construction

**Use:**  
Mandrel-built, high-pressure, wire-braided steam hose designed for service with saturated steam at a maximum pressure of 12BAR (250psi). Not recommended for use on steam cleaners.



### Specifications

Part Number	Nominal Dia.		Working Pressure		Weight
	I.D (mm)	O.D (mm)	Bar	kPa	Kg/M
IH-RSS-13	13	25	17	1700	0.53
IH-RSS-19	19	32	17	1700	0.68
IH-RSS-25	25	39	17	1700	0.90
IH-RSS-32	32	46	17	1700	1.30
IH-RSS-38	38	54	17	1700	1.60
IH-RSS-51	51	67	17	1700	2.20

### Safety Warning:

Exposure to steam is dangerous. If not properly controlled, steam can cause damage to property, serious injury and even death. You must select the proper steam hose for the given application. Also appropriate installation, usage and maintenance of the steam hose you select will contribute to increasing operator safety.

### Applications



## Rubber Hose - Air and Water

### Air and water multipurpose hose

**Part No.:** IH-RMP

**Colour:** Red

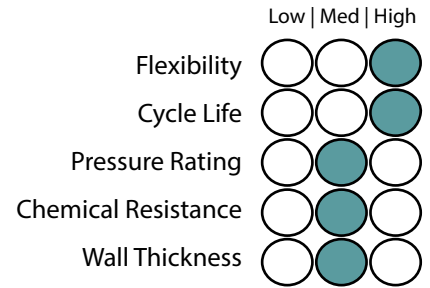
**Tube:** Black smooth Nitrile rubber, resistant to 55% aromatic content

**Cover:** Red smooth extruded rubber, abrasion & weather resistant

**Reinforcement:** Braided Synthetic Cord

**Size Available:** 5mm - 51mm

**Temperature:** -25°C +100°C



### Construction

#### Use:

This high quality multi-purpose hose is suitable for conveying air, water, oil, petroleum and various chemicals.



### Specifications

Part Number	Nominal Dia.		Working Pressure		Weight
	I.D (mm)	O.D (mm)	Bar	kPa	Kg/M
IH-RMP-05	5	12	20	2000	0.16
IH-RMP-06	6	13	20	2000	0.17
IH-RMP-08	8	15	20	2000	0.20
IH-RMP-10	10	17	20	2000	0.24
IH-RMP-12	12	21	20	2000	0.34
IH-RMP-16	16	26	20	2000	0.53
IH-RMP-19	19	29	20	2000	0.60
IH-RMP-25	25	36	20	2000	0.80
IH-RMP-32	32	44	14	1400	1.28
IH-RMP-38	38	53	14	1400	1.49
IH-RMP-51	51	63	10	1000	1.65

### Applications



## Rubber Hose - Air

### Yellow Air

**Part No.:** IH-RYA

**Colour:** Yellow

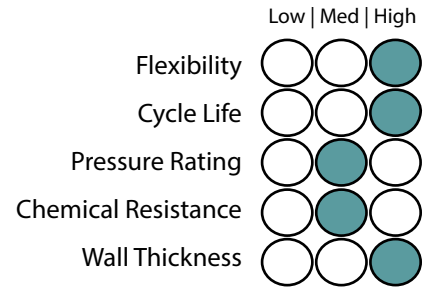
**Tube:** Black smooth synthetic rubber, oil mist resistant

**Cover:** Yellow smooth synthetic rubber, abrasion and weather resistant

**Reinforcement:** Plies of high strength synthetic cord

**Size Available:** 19mm - 102mm

**Temperature:** -35°C +70°C



### Construction

**Use:**

Heavy duty mandrel built air supply line. The safety yellow cover makes it ideal for use in underground mining, hire and construction applications.



### Specifications

Part Number	Nominal Dia.		Working Pressure		Weight
	I.D (mm)	O.D (mm)	Bar	kPa	Kg/M
IH-RYA-19	19	31	20	2000	0.71
IH-RYA-25	25	35	20	2000	0.90
IH-RYA-32	32	44	20	2000	1.85
IH-RYA-38	38	52	20	2000	1.30
IH-RYA-51	51	66	20	2000	1.52
IH-RYA-76	76	94	20	2000	2.22
IH-RYA-102	102	121	20	2000	4.00

### Applications





## Rubber Hose - Air

### Steel Air

**Part No.:** IH-RSA

**Colour:** Yellow

**Tube:** Black smooth synthetic rubber, heat and oil mist resistant

**Cover:** Yellow smooth synthetic rubber, abrasion and weather resistant.

**Reinforcement:** Plies of steel wire cord

**Size Available:** 19mm - 102mm

**Temperature:** -40°C +100°C

	Low   Med   High
Flexibility	<input type="radio"/> <input type="radio"/> <input checked="" type="radio"/>
Cycle Life	<input type="radio"/> <input type="radio"/> <input checked="" type="radio"/>
Pressure Rating	<input type="radio"/> <input checked="" type="radio"/> <input type="radio"/>
Chemical Resistance	<input type="radio"/> <input type="radio"/> <input checked="" type="radio"/>
Wall Thickness	<input type="radio"/> <input type="radio"/> <input checked="" type="radio"/>

### Construction

**Use:**

This steel reinforced heavy-duty air hose is suited to the most severe mining and industrial applications. The high margin of safety gives a long trouble-free service.



### Specifications

Part Number	Nominal Dia.		Working Pressure		Weight
	I.D (mm)	O.D (mm)	Bar	kPa	Kg/M
IH-RSA-19	19	31	50	5000	0.74
IH-RSA-25	25	38	45	4500	0.91
IH-RSA-32	32	45	45	4500	1.19
IH-RSA-38	38	56	40	4000	1.51
IH-RSA-51	51	69	40	4000	2.40
IH-RSA-63	63	81	35	3500	2.90
IH-RSA-76	76	95	35	3500	4.68
IH-RSA-102	102	120	30	3000	7.34

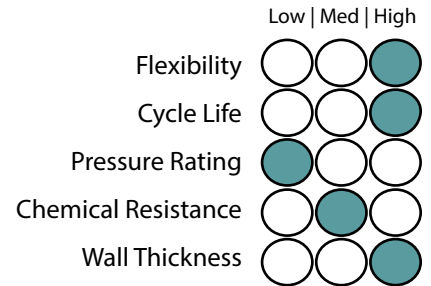
### Applications



## Rubber Hose - Water

### Water Delivery

**Part No.:** IH-RWD  
**Colour:** Black  
**Tube:** Black smooth synthetic rubber  
**Cover:** Black smooth synthetic rubber, abrasion and weather resistant  
**Reinforcement:** Plies of high strength synthetic cord  
**Size Available:** 12mm - 204mm  
(Larger sizes upon Request)  
**Temperature:** -35°C +70°C



### Construction

**Use:**  
 Medium-duty mandrel built rubber hose suited for general purpose industrial water transfer applications.



### Specifications

Part Number	Nominal Dia.		Working Pressure		Weight
	I.D (mm)	O.D (mm)	Bar	kPa	Kg/M
IH-RWD-12	12	-	10	1000	0.35
IH-RWD-19	19	28	10	1000	0.54
IH-RWD-25	25	34	10	1000	0.66
IH-RWD-32	32	42	10	1000	0.93
IH-RWD-38	38	48	10	1000	1.07
IH-RWD-44	44	54	10	1000	1.39
IH-RWD-51	51	61	10	1000	1.43
IH-RWD-57	57	68	10	1000	1.65
IH-RWD-64	64	74	10	1000	1.81
IH-RWD-70	70	82	10	1000	2.18
IH-RWD-76	76	89	10	1000	2.30
IH-RWD-89	89	98	10	1000	3.13
IH-RWD-102	102	114	10	1000	3.75
IH-RWD-114	114	127	10	1000	3.91
IH-RWD-127	127	140	10	1000	4.12
IH-RWD-152	152	165	8	800	4.88
IH-RWD-204	204	213	8	800	7.74

### Applications





## Rubber Hose - Water

### Water Suction

**Part No.:** IH-RWS

**Colour:** Black

**Tube:** Black smooth synthetic rubber

**Cover:** Black smooth synthetic rubber, abrasion and weather resistant

**Reinforcement:** Braided synthetic cord incorporating a steel wire helix

**Size Available:** 19mm - 305mm

**Temperature:** -20°C +80°C

Low | Med | High

Flexibility

Cycle Life

Pressure Rating

Chemical Resistance

Wall Thickness



### Construction

**Use:**

A medium-duty suction hose suitable for use in agricultural, construction and mining industries. The hose is suitable for water, sea water and light slurry in both negative and positive pressure applications.

### Specifications

Part Number	Nominal Dia.		Working Pressure		Weight
	I.D (mm)	O.D (mm)	Bar	kPa	Kg/M
IH-RWS-19	19	31	10	1000	-
IH-RWS-25	25	36	10	1000	0.76
IH-RWS-32	32	43	10	1000	0.92
IH-RWS-38	38	49	10	1000	1.20
IH-RWS-44	44	56	10	1000	1.48
IH-RWS-51	51	63	10	1000	1.79
IH-RWS-57	57	70	10	1000	1.90
IH-RWS-64	64	77	10	1000	2.27
IH-RWS-76	76	89	10	1000	2.65
IH-RWS-89	89	102	10	1000	3.50
IH-RWS-102	102	118	10	1000	5.10
IH-RWS-114	114	132	10	1000	6.50
IH-RWS-127	127	146	10	1000	8.10
IH-RWS-152	152	170	5	500	9.30
IH-RWS-204	204	223	5	500	14.60
IH-RWS-254	254	282	5	500	19.20
IH-RWS-305	305	335	5	500	25.60

### Applications



## Rubber Hose - Water

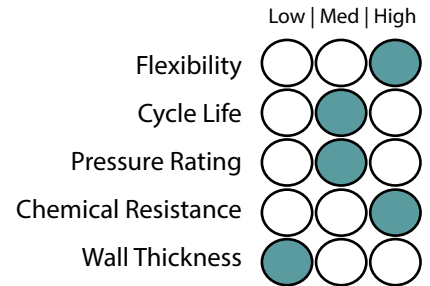
### Rubber Extruded Fire Hose

**Part No.:** IH-FIRE

**Colour:** Orange

**Tube:** High-tenacity yarns and covering the textile reinforcement with a synthetic rubber

**Size Available:** 38mm and 64mm



### Construction

**Use:**

Professional firefighting hose. The high-pressure fire hose is suitable for abrasion and chemical resistant.



**Standards:**

AS2792

BS6391

### Specifications

Part Number	Normal Diameter	Working Pressure	Minimum Burst Pressure	Mass per Metre	30m Coil Diameter
	I.D (mm)	kPa	kPa	kg	m
IH-FIRE-38	38	2100	6000	0.33	0.47
IH-FIRE-64	64	2100	5500	0.55	0.49

9  
8  
7  
6  
5  
4  
3  
2  
1

RUBBER & COMPOSITE HOSE

### Applications



## Rubber Hose - Petroleum

### Petroleum Delivery

**Part No.:** IH-RPD

**Colour:** Black

**Tube:** Black smooth synthetic rubber, 50% aromatic content

**Cover:** Black smooth oil resistant rubber

**Reinforcement:** Plies of high strength synthetic cord with copper anti-static wire

**Size Available:** 19mm - 102mm

**Temperature:** -20°C +80°C

Low | Med | High

Flexibility

Cycle Life

Pressure Rating

Chemical Resistance

Wall Thickness

### Construction

**Use:**

Medium-duty, mandrel-built hose suited for the transfer of oil and petroleum-based products up to 30% aromatic content.



### Specifications

Part Number	Nominal Dia.		Working Pressure		Weight
	I.D (mm)	O.D (mm)	Bar	kPa	Kg/M
IH-RPD-19	19	30	10	1000	0.58
IH-RPD-25	25	36	10	1000	0.64
IH-RPD-32	32	44	10	1000	0.88
IH-RPD-38	38	48	10	1000	1.07
IH-RPD-44	44	54	10	1000	1.36
IH-RPD-51	51	61	10	1000	1.43
IH-RPD-64	64	74	10	1000	1.81
IH-RPD-76	76	88	10	1000	2.39
IH-RPD-102	102	114	10	1000	3.75

### Applications



## Rubber Hose - Chemical

### Chemical Suction

**Part No.:** IH-RCS

**Colour:** Blue

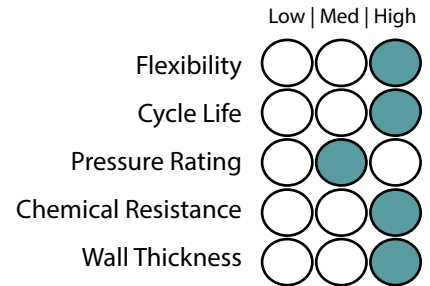
**Tube:** White smooth, ultra high molecular weight polyethylene

**Cover:** Blue smooth wrapped EPDM/SBR rubber, abrasion and weather resistant

**Reinforcement:** High strength synthetic cord plus wire helix and anti-static copper wire

**Size Available:** 19mm - 102mm


**Temperature:** -20°C +80°C



### Construction

**Use:**

Special multi-purpose food quality suction and delivery hose, suitable for oily or fatty foods. Excellent for beer, wine, spirits up to 98% concentration. Also suitable for conveying a wide range of chemicals.



**Standards:**

FDA Standards

### Specifications

Part Number	Nominal Dia.		Working Pressure		Bend Radius	Weight
	I.D (mm)	O.D (mm)	Bar	kPa	mm	Kg/M
IH-RCS-19	19	31	16	1600	65	0.66
IH-RCS-25	25	38	16	1600	70	0.80
IH-RCS-32	32	44	16	1600	90	0.90
IH-RCS-38	38	51	16	1600	100	1.25
IH-RCS-51	51	65	16	1600	135	1.66
IH-RCS-64	64	78	16	1600	170	2.10
IH-RCS-76	76	92	16	1600	205	2.72
IH-RCS-102	102	118	16	1600	275	4.08

### Applications



## Rubber Hose - Chemical

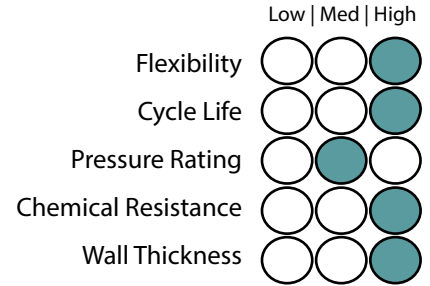
### Chemmonia /25

**Tube:** Black, smooth, EPDM antistatic rubber compound

**Cover:** Black, smooth, antistatic cloth impression EPDM rubber compound, resistant to chemical products, ozone and weathering

**Reinforcement:** High strength synthetic plies

**Temperature:** -40°C +120°C



### Construction

**Use:**

Delivery hose for the transfer of anhydrous ammonia: it is used for the production of fertilizers (main use); the remaining part is used in the production of plastics, synthetic fibres, explosives, drugs, solvents and refrigerants.



### Specifications

Part Number	Size	Internal Diameter	Outside Diameter	Min. Bend Radius	Max. Working Pressure		Min. Burst Pressure	
	inch	mm	mm	mm	bar	PSI	bar	PSI
IH-RD-AMMO-NIA-20	3/4"	19	31	95	25	375	125	1875
IH-RD-AMMO-NIA-25	1"	25	37	125	25	375	125	1875
IH-RD-AMMO-NIA-32	1 1/4"	32	44	160	25	375	125	1875
IH-RD-AMMO-NIA-38	1 1/2"	38	51	228	25	375	125	1875
IH-RD-AMMO-NIA-51	2"	51	67	300	25	375	125	1875
IH-RD-AMMO-NIA-76	3"	76	92	470	25	375	125	1875

### Applications



## Rubber Hose - Chemical

### CHEMIGREN SD /16 - EN 12115 – NO SPARKS

**Part No.:** IH-RSD-16

**Colour:** Black

**Tube:** Black, conductive UHMWPE

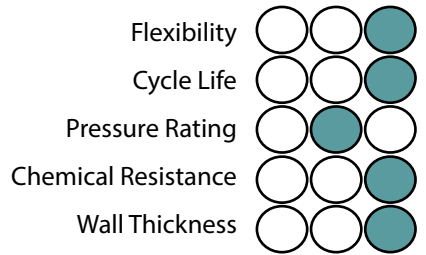
**Cover:** Black, smooth, fire proof and antistatic (R<106 Ohm/m), cloth impression CR rubber compound, resistant to chemical products, ozone and weather

**Reinforcement:** High strength synthetic plies, with steel spirals and 2 crossing copper wires for hose grounding

**Size Available:** Various

**Temperature:** -20°C +100°C

Low | Med | High



### Construction

**Use:**

Suction and delivery hose for chemicals, oils and fuels, for bunkering



**Standards**

BS EN 12115

### Specifications

Part Number	Size	Internal Diameter	Outside Diameter	Min. Bend Radius	Max. Working Pressure		Min. Burst Pressure		Vacuum
	inch	mm	mm	mm	bar	PSI	bar	PSI	mm hg
IH-CRSD-16-20	3/4"	19	31	125	16	240	64	960	0.9
IH-CRSD-16-25	1"	25	37	150	16	240	64	960	0.9
IH-CRSD-16-32	1 1/4"	32	44	175	16	240	64	960	0.9
IH-CRSD-16-38	1 1/2"	38	51	225	16	240	64	960	0.9
IH-CRSD-16-50	2"	51	57	275	16	240	64	960	0.9
IH-CRSD-16-65	2 1/2"	63.5	80	300	16	240	64	960	0.9
IH-CRSD-16-75	3"	76	92	350	16	240	64	960	0.9
IH-CRSD-16-100	4"	102	118	450	12	180	48	720	0.9

### Applications





## Rubber Hose - Chemical

### Rubber FEP Liner

**Part No.:** RFEP

**Colour:** Green / Yellow Labelling

**Tube:** FEP liner

**Cover:** Green EPDM rubber cover, covered and reinforced with multi-layered rubber

**Reinforcement:** Spiral-wound polyester cords and a double helix wire

**Size Available:** 1/2" - 6"

**Temperature:** -40°C +177°C

**Vacuum Resistance:** Full Vacuum

Low | Med | High

Flexibility

Cycle Life

Pressure Rating

Chemical Resistance

Wall Thickness

### Construction

**Use:**

Designed for extended use in hostile environments involving severe chemical, thermal, and mechanical stresses. Does not suffer aging or embrittlement, even with extreme thermal cycling.



**Standards**

Pharmacopoeia Class VI, USDA, FDA-approved

### Specifications

Part Number	Nominal Dia.		Working pressure		Vacuum Rating	Min Bend Radius	Weight Per Mtr
	Inches	O.D (mm)	kPa	Bar	in. Hg	mm	Kg
RFEP-12	1/2"	24.13	2413	24	29.9	67.31	0.15
RFEP-20	3/4"	31.75	2413	24	29.9	88.90	0.23
RFEP-25	1"	39.37	3102	31	29.9	101.60	0.32
RFEP-32	1 1/4"	44.45	2585	25	29.9	215.90	0.40
RFEP-38	1 1/2"	54.10	2585	24	29.9	266.70	0.44
RFEP-50	2"	68.07	2068	20	29.9	330.20	0.62
RFEP-75	3"	96.52	1723	17	29.9	533.40	1.15
RFEP-100	4"	127.00	1206	12	29.9	990.60	1.58
RFEP-150	6"	181.10	689	7	29.9	1473.20	2.15

**Encapsulated fitting options:**



### Applications



## Rubber Hose - Chemical

### Muff Coupling

**Part No.:** IH-RMC

**Colour:** Black

**Tube:** Black smooth abrasion resistant rubber

**Cover:** Black smooth synthetic rubber, abrasion and weather resistant

**Reinforcement:** Plies of high strength synthetic cord incorporating a steel wire helix

**Size Available:** 51mm - 354mm

**Temperature:** -35°C +70°C

Low | Med | High

Flexibility

Cycle Life

Pressure Rating

Chemical Resistance

Wall Thickness

### Construction

**Use:**

Suction and delivery of abrasive slurry in mining and extractive industries. Muff Coupling hose has many advantages over conventional material handling hoses which have inbuilt flanges.



### Specifications

Part Number	Nominal Dia.		Working Pressure		Weight
	I.D (mm)	O.D (mm)	Bar	kPa	Kg/M
IH-RMC-51	51	71	7	700	4.90
IH-RMC-64	64	81	7	700	5.88
IH-RMC-75	75	103	7	700	6.90
IH-RMC-102	102	128	7	700	8.60
IH-RMC-127	127	157	7	700	8.95
IH-RMC-152	152	182	7	700	10.15
IH-RMC-204	204	236	7	700	14.80
IH-RMC-254	254	288	7	700	20.30
IH-RMC-305	305	344	7	700	34.36
IH-RMC-354	354	390	7	700	39.11

### Applications



## Rubber Hose - Chemical

### FRAS Suction

**Part No.:** IH-RFS

**Colour:** Black

**Tube:** FRAS black smooth synthetic rubber, oil mist resistant

**Cover:** FRAS black smooth synthetic rubber, abrasion and weather resistant

**Reinforcement:** Plies of high strength synthetic cord incorporating a steel wire helix.

**Size Available:** 25mm - 102mm

**Temperature:** -35°C +70°C

Low | Med | High

Flexibility

Cycle Life

Pressure Rating

Chemical Resistance

Wall Thickness

### Construction

**Use:**

Built to AS2660 Class B. This heavy-duty, fire-resistant, anti-static suction hose is ideally suited for use in high fire risk industries.



### Specifications

Part Number	Nominal Dia.		Working Pressure		Weight
	I.D (mm)	O.D (mm)	Bar	kPa	Kg/M
IH-RFS-25	25	36	10	1000	-
IH-RFS-51	51	65	10	1000	2.10
IH-RFS-76	76	91	10	1000	3.27
IH-RFS-102	102	118	10	1000	5.18

### Applications



## Rubber Hose - Chemical

### FRAS Delivery

**Part No.:** IH-RFD

**Colour:** Black

**Tube:** FRAS black smooth synthetic rubber, oil mist resistant

**Cover:** FRAS black smooth synthetic rubber, abrasion and weather resistant

**Reinforcement:** Plies of high strength synthetic cord

**Size Available:** 12mm - 102mm

**Temperature:** -35°C +70°C

Low | Med | High

Flexibility

Cycle Life

Pressure Rating

Chemical Resistance

Wall Thickness

### Construction

**Use:**

Built to AS2660 Class B, this heavy-duty, fire-resistant, anti-static air hose is ideally suited for use in the coal mining industry and other high fire risk areas.



### Specifications

Part Number	Nominal Dia.		Working Pressure		Weight
	I.D (mm)	O.D (mm)	Bar	kPa	Kg/M
IH-RFD-12	12	23	20	2000	0.37
IH-RFD-19	19	31	20	2000	0.63
IH-RFD-25	25	37	20	2000	0.78
IH-RFD-32	32	46	20	2000	-
IH-RFD-38	38	52	20	2000	1.20
IH-RFD-51	51	67	20	2000	2.21
IH-RFD-64	64	81	20	2000	3.37
IH-RFD-76	76	92	20	2000	4.15
IH-RFD-102	102	122	20	2000	5.50

### Applications



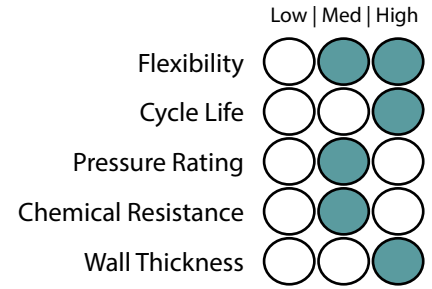


# RUBBER & COMPOSITE HOSE

## Rubber Hose - Mining

### Hard-Wall Hoseflex® Mining Hose

**Colour:** Black  
**Tube:** NR/BR blend Super Abrasion Resistant Rubber  
**Cover:** Abrasion, UV and Ozone resistant rubber  
**Reinforcement:** Spiral Synthetic fabric and wire helix  
**Size Available:** DN50 to DN1200  
**Temperature:** -30°C / + 70°C



### Construction

**Use:**  
 Slurry and water transfer, dewatering and tailings pipelines as well as transfer of chemicals, hydrocarbons and acids.

**End connections:**  
 Plain end, Flanged (fixed or swivel), Flanged full spigot (fixed or swivel), Double flanged, Grooved (roll or cut), Threaded, Butt weld, Custom



### Notes

Bend Radius - Based on 700Kpa.  
 Max Working Pressure - Determined by construction and fitting/flange design  
 Lengths - Can be made up to 10 meters

### Specifications

Hose Size			Standard Liner Thickness		Max Liner Thickness		Vacuum Rating	Standard Working Pressure		Max Working Pressure		Min Bend Radius	
DN	in	mm	mm	in	mm	in	%	kPa	PSI	kPa	PSI	mm	Dia
50	2	50.8	4.5	1/6	6	1/4	100	700	102	6000	870	410	8
80	3	76.2	4.5	1/6	6	1/4	100	700	102	6000	870	610	8
100	4	101.6	6	1/4	9	1/3	100	700	102	6000	870	810	8
125	5	127	6	1/4	9	1/3	100	700	102	6000	870	1020	8
150	6	152.4	6	1/4	9	1/3	100	700	102	6000	870	1220	8
200	8	203.2	6	1/4	9	1/3	100	700	102	5000	725	1630	8
250	10	254	6	1/4	12	1/2	100	700	102	5000	725	2540	10
300	12	304.8	6	1/4	12	1/2	100	700	102	5000	725	3050	10
350	14	355.6	9	1/3	15	3/5	100	700	102	4000	580	3560	10
400	16	406.4	9	1/3	15	3/5	100	700	102	3500	508	4060	10
450	18	457.2	9	1/3	18	5/7	100	700	102	3000	435	5490	12
500	20	508	9	1/3	18	5/7	100	700	102	3000	435	6100	12
550	22	558.8	9	1/3	21	5/6	100	700	102	3000	435	7820	14
600	24	610	12	1/2	21	5/6	100	700	102	2500	363	8540	14
650	26	660.4	12	1/2	21	5/6	100	700	102	2500	363	10570	16
700	28	700	12	1/2	24	1	100	700	102	2000	290	11200	16
750	30	750	12	1/2	24	1	100	700	102	2000	290	12000	16
800	32	800	15	3/5	24	1	100	700	102	1800	261	12800	16
900	36	900	15	3/5	24	1	100	700	102	1800	261	14400	16
1000	40	1000	15	3/5	27	1	100	700	102	1500	218	16000	16
1100	44	1100	15	3/5	27	1	100	700	102	1000	145	17600	16
1200	48	1200	15	3/5	27	1	100	700	102	1000	145	19200	16

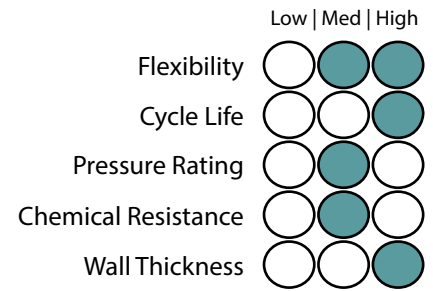
1 2 3 4 5 6 7 8 9 RUBBER & COMPOSITE HOSE

# RUBBER & COMPOSITE HOSE

## Rubber Hose - Mining

### Soft Wall Hoseflex® Mining Hose

**Part No:** IH-RWCS  
**Colour:** Black  
**Tube:** NR/BR blend Super Abrasion Resistant Rubber  
**Cover:** Abrasion, UV and Ozone resistant rubber  
**Reinforcement:** Synthetic fabric  
**Size Available:** DN50 to DN1200  
**Temperature:** -30°C / + 70°C



### Construction

**Use:**  
 Slurry and water transfer, dewatering and tailings pipelines as well as transfer of chemicals, hydrocarbons and acids.

**End connections:**  
 Plain end, Flanged (fixed or swivel), Flanged full spigot (fixed or swivel), Double flanged, Grooved (roll or cut), Threaded, Butt weld, Custom



### Notes

Max Liner thickness is gauged by flange pattern  
 Max Working Pressure - Determined by construction and fitting/flange design  
 No Bend radius advised for non wire reinforced hose  
 Lengths - Can be made up to 10 meters

### Specifications

Hose Size			Standard Liner Thickness		Max Liner Thickness		Vacuum Rating	Standard Working Pressure		Max Working Pressure	
DN	in	mm	mm	in	mm	in	%	kPa	PSI	kPa	PSI
50	2	50.8	4.5	1/6	6	1/4	n/a	700	102	6000	870
80	3	76.2	4.5	1/6	6	1/4	n/a	700	102	6000	870
100	4	101.6	6	1/4	9	1/3	n/a	700	102	6000	870
125	5	127	6	1/4	9	1/3	n/a	700	102	6000	870
150	6	152.4	6	1/4	9	1/3	n/a	700	102	6000	870
200	8	203.2	6	1/4	9	1/3	n/a	700	102	5000	725
250	10	254	6	1/4	12	1/2	n/a	700	102	5000	725
300	12	304.8	6	1/4	12	1/2	n/a	700	102	5000	725
350	14	355.6	9	1/3	15	3/5	n/a	700	102	4000	580
400	16	406.4	9	1/3	15	3/5	n/a	700	102	3500	508
450	18	457.2	9	1/3	18	5/7	n/a	700	102	3000	435
500	20	508	9	1/3	18	5/7	n/a	700	102	3000	435
550	22	558.8	9	1/3	21	5/6	n/a	700	102	3000	435
600	24	610	12	1/2	21	5/6	n/a	700	102	2500	363
650	26	660.4	12	1/2	21	5/6	n/a	700	102	2500	363
700	28	700	12	1/2	24	1	n/a	700	102	2000	290
750	30	750	12	1/2	24	1	n/a	700	102	2000	290
800	32	800	15	3/5	24	1	n/a	700	102	1800	261
900	36	900	15	3/5	24	1	n/a	700	102	1800	261
1000	40	1000	15	3/5	27	1	n/a	700	102	1500	218
1100	44	1100	15	3/5	27	1	n/a	700	102	1000	145
1200	48	1200	15	3/5	27	1	n/a	700	102	1000	145



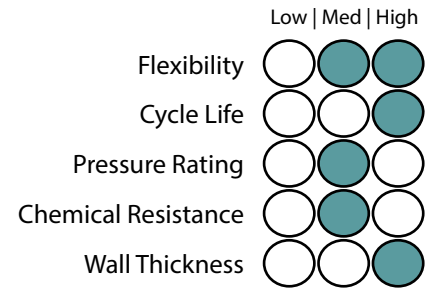


# RUBBER & COMPOSITE HOSE

## Rubber Hose - Mining

### Ceramic Hoseflex® Mining Hose

**Colour:** Black  
**Tube:** NR/BR blend Super Abrasion Resistant Rubber  
**Cover:** Abrasion, UV and Ozone resistant rubber  
**Reinforcement:** Spiral Synthetic fabric and wire helix  
**Size Available:** DN50 to DN1200  
**Temperature:** -30°C / + 70°C



#### Construction

**Use:**  
 Ceramic mining hose is designed to be extremely resistant to abrasion even in high material flows and speeds, preventing material build-up. The ideal solution for high wearing mining and aggregates applications.

Used in slurry and water transfer, dewatering and tailings pipelines as well as transfer of chemicals, hydrocarbons and acids.

**Lengths** - Can be made up to 10 meters

**End connections:** Plain end, Flanged (fixed or swivel), Flanged full spigot (fixed or swivel), Double flanged, Grooved (roll or cut), Threaded, Butt weld, Custom



#### Specifications

Hose Size			Standard Linear Thickness		Max Liner Thickness		Vacuum Rating	Standard Working Pressure		Max Working Pressure		Min Bend Radius	
DN	in	mm	mm	in	mm	in	%	kPa	PSI	kPa	PSI	mm	Dia
50	2	50.8	4.5	1/6	6	1/4	100	700	102	6000	870	410	8
80	3	76.2	4.5	1/6	6	1/4	100	700	102	6000	870	610	8
100	4	101.6	6	1/4	9	1/3	100	700	102	6000	870	810	8
125	5	127	6	1/4	9	1/3	100	700	102	6000	870	1020	8
150	6	152.4	6	1/4	9	1/3	100	700	102	6000	870	1220	8
200	8	203.2	6	1/4	9	1/3	100	700	102	5000	725	1630	8
250	10	254	6	1/4	12	1/2	100	700	102	5000	725	2540	10
300	12	304.8	6	1/4	12	1/2	100	700	102	5000	725	3050	10
350	14	355.6	9	1/3	15	3/5	100	700	102	4000	580	3560	10
400	16	406.4	9	1/3	15	3/5	100	700	102	3500	508	4060	10
450	18	457.2	9	1/3	18	5/7	100	700	102	3000	435	5490	12
500	20	508	9	1/3	18	5/7	100	700	102	3000	435	6100	12
550	22	558.8	9	1/3	21	5/6	100	700	102	3000	435	7820	14
600	24	610	12	1/2	21	5/6	100	700	102	2500	363	8540	14
650	26	660.4	12	1/2	21	5/6	100	700	102	2500	363	10570	16
700	28	700	12	1/2	24	1	100	700	102	2000	290	11200	16
750	30	750	12	1/2	24	1	100	700	102	2000	290	12000	16
800	32	800	15	3/5	24	1	100	700	102	1800	261	12800	16
900	36	900	15	3/5	24	1	100	700	102	1800	261	14400	16
1000	40	1000	15	3/5	27	1	100	700	102	1500	218	16000	16
1100	44	1100	15	3/5	27	1	100	700	102	1000	145	17600	16
1200	48	1200	15	3/5	27	1	100	700	102	1000	145	19200	16

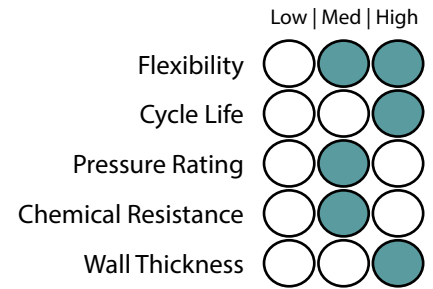
1 2 3 4 5 6 7 8 9 RUBBER & COMPOSITE HOSE

# RUBBER & COMPOSITE HOSE

## Rubber Hose - Mining

### Pre-Formed Bend Hoseflex® Mining Hose

**Colour:** Black  
**Tube:** NR/BR blend Super Abrasion Resistant Rubber  
**Cover:** Abrasion, UV and Ozone resistant rubber  
**Reinforcement:** Spiral Synthetic fabric and wire helix  
**Size Available:** DN50 to DN1200  
**Temperature:** -30°C / + 70°C



#### Construction

**Use:** Designed for suction and discharge duties. Used for tight bend radius allowing movement and misalignment. Applications include slurry and water transfer, dewatering and tailings pipelines as well as transfer of chemicals, hydrocarbons and acids.

**End connections:** Plain end, Flanged (fixed or swivel), Flanged full spigot (fixed or swivel), Double flanged, Grooved (roll or cut), Threaded, Butt weld, Custom



#### Notes

The design is based on a 90 Degree Bend  
 The Bends are built on the radius, straights ends can be added in design state.

#### Specifications

Hose Size		Standard Liner Thickness		Max Liner Thickness		Vacuum Rating	Standard Working Pressure		Max Working Pressure		Standard Centreline Radius		
in	mm	mm	in	mm	in	%	kPa	PSI	kPa	PSI	1.5D mm	3D mm	5D mm
2	50.8	4.5	1/6	6	1/4	100	700	102	2500	363	60	120	199
3	76.2	4.5	1/6	6	1/4	100	700	102	2500	363	90	179	299
4	101.6	6	1/4	9	3/8	100	700	102	2500	363	120	239	399
5	127	6	1/4	9	3/8	100	700	102	2500	363	150	299	498
6	152.4	6	1/4	9	3/8	100	700	102	2500	363	179	359	598
8	203.2	6	1/4	9	3/8	100	700	102	2500	363	239	479	798
10	254	6	1/4	12	1/2	100	700	102	2500	363	299	598	997
12	304.8	6	1/4	12	1/2	100	700	102	2500	363	359	718	1196
14	355.6	9	3/8	15	3/5	100	700	102	2500	363	419	837	1396
16	406.4	9	3/8	15	3/5	100	700	102	2500	363	479	957	1595
18	457.2	9	3/8	18	5/7	100	700	102	2500	363	538	1077	1795
20	508	9	3/8	18	5/7	100	700	102	2500	363	598	1196	1994
22	558.8	9	3/8	21	5/6	100	700	102	2500	363	658	1316	2193
24	610	12	1/2	21	5/6	100	350	51	2500	363	718	1437	2394
26	660.4	12	1/2	21	5/6	100	350	51	2000	290	778	1555	2592
28	700	12	1/2	24	1	100	350	51	2000	290	824	1649	2748
30	750	12	1/2	24	1	100	350	51	2000	290	883	1766	2944
32	800	15	3/5	24	1	100	350	51	1500	218	942	1884	3140
36	900	15	3/5	24	1	100	350	51	1000	145	1060	2120	3533
40	1000	15	3/5	27	1	100	350	51	1000	145	1178	2355	3925
44	1100	15	3/5	27	1	100	350	51	1000	145	1295	2591	4318
48	1200	15	3/5	27	1	100	350	51	1000	145	1413	2826	4710

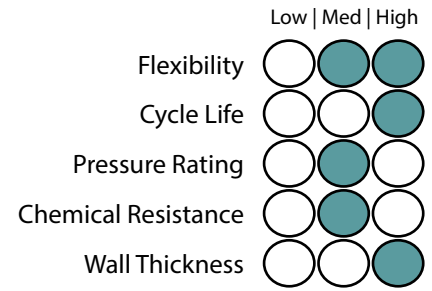


# RUBBER & COMPOSITE HOSE

## Rubber Hose - Mining

### Pre-formed Bend Hoseflex® Ceramic Hose

**Colour:** Black  
**Tube:** NR/BR blend Super Abrasion Resistant Rubber  
**Cover:** Abrasion, UV and Ozone resistant rubber  
**Reinforcement:** Spiral Synthetic fabric and wire helix  
**Size Available:** DN80 to DN1200  
**Temperature:** -30°C / + 70°C



#### Construction

**Use:** Designed for suction and discharge duties. Used for tight bend radius allowing movement and misalignment. Applications include slurry and water transfer, dewatering and tailings pipelines as well as transfer of chemicals, hydrocarbons and acids. Ceramic preformed bend mining hose is designed to be extremely resistant to abrasion even in high material flows and speeds, preventing material build-up. The ideal solution for high wearing mining and aggregates applications.

**End connections:** Plain end, Flanged (fixed or swivel), Flanged full spigot (fixed or swivel), Double flanged, Grooved (roll or cut), Threaded, Butt weld, Custom



#### Notes

The design is based on a 90 Degree Bend  
 The Bends are built on the radius, straights ends can be added in design state

#### Specifications

Hose Size			Standard Liner Thickness		Max Liner Thickness		Vacuum Rating	Standard Working Pressure		Max Working Pressure		Standard Centreline Radius			
DN	in	mm	mm	in	mm	in	%	kPa	PSI	kPa	PSI	1D mm	1.5D mm	3D mm	5D mm
80	3	76.2	4.5	1/6	6	1/4	100	700	102	2500	363	n/a	90	179	299
100	4	101.6	6	1/4	9	1/3	100	700	102	2500	363	n/a	120	239	399
125	5	127	6	1/4	9	1/3	100	700	102	2500	363	n/a	150	299	498
150	6	152.4	6	1/4	9	1/3	100	700	102	2500	363	n/a	179	359	598
200	8	203.2	6	1/4	9	1/3	100	700	102	2500	363	n/a	239	479	798
250	10	254	6	1/4	12	1/2	100	700	102	2500	363	n/a	299	598	997
300	12	304.8	6	1/4	12	1/2	100	700	102	2500	363	n/a	359	718	1196
350	14	355.6	9	1/3	15	3/5	100	700	102	2500	363	n/a	419	837	1396
400	16	406.4	9	1/3	15	3/5	100	700	102	2500	363	n/a	479	957	1595
450	18	457.2	9	1/3	18	5/7	100	700	102	2500	363	n/a	538	1077	1795
500	20	508	9	1/3	18	5/7	100	700	102	2500	363	n/a	598	1196	1994
550	22	558.8	9	1/3	21	5/6	100	700	102	2500	363	n/a	658	1316	2193
600	24	610	12	1/2	21	5/6	100	350	51	2500	363	n/a	718	1437	2394
650	26	660.4	12	1/2	21	5/6	100	350	51	2000	290	n/a	778	1555	2592
700	28	700	12	1/2	24	1	100	350	51	2000	290	n/a	824	1649	2748
750	30	750	12	1/2	24	1	100	350	51	2000	290	n/a	883	1766	2944
800	32	800	15	3/5	24	1	100	350	51	1500	218	n/a	942	1884	3140
900	36	900	15	3/5	24	1	100	350	51	1000	145	n/a	1060	2120	3533
1000	40	1000	15	3/5	27	1	100	350	51	1000	145	n/a	1178	2355	3925
1100	44	1100	15	3/5	27	1	100	350	51	1000	145	n/a	1295	2591	4318
1200	48	1200	15	3/5	27	1	100	350	51	1000	145	n/a	1413	2826	4710

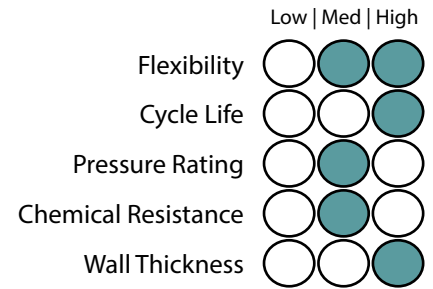
1 2 3 4 5 6 7 8 9 RUBBER & COMPOSITE HOSE

# RUBBER & COMPOSITE HOSE

## Rubber Hose - Mining

### Reducer Hoseflex® Mining Hose

**Colour:** Black  
**Tube:** NR/BR blend Super Abrasion Resistant Rubber  
**Cover:** Abrasion, UV and Ozone resistant rubber  
**Reinforcement:** Spiral Synthetic fabric and wire helix  
**Size Available:** DN50 to DN1200  
**Temperature:** -30°C / + 70°C



#### Construction

**Use:** Used in connecting varying sizes of pipework. Prodomentialy used in pump suction and discharge. Applications include slurry or water transfer in mineral processing plants, tailings pipelines and dewatering.

**End connections:** Plain end, Flanged (fixed or swivel), Flanged full spigot (fixed or swivel), Double flanged, Grooved (roll or cut), Threaded, Butt weld, Custom



#### Notes

We have left off lengths, there is nothing standard we have ever come across  
 Rubber gauges, these are often much heavier in gauge across the wear points (reducing area)

#### Specifications

Hose Size			Standard Liner Thickness		Max Liner Thickness		Vacuum Rating	Standard Working Pressure		Max Working Pressure	
DN	in	mm	mm	in	mm	in	%	kPa	PSI	kPa	PSI
50	2	50.8	4.5	1/6	6	1/4	100	700	102	3000	435
80	3	76.2	4.5	1/6	6	1/4	100	700	102	3000	435
100	4	101.6	6	1/4	9	1/3	100	700	102	3000	435
125	5	127	6	1/4	9	1/3	100	700	102	3000	435
150	6	152.4	6	1/4	9	1/3	100	700	102	3000	435
200	8	203.2	6	1/4	9	1/3	100	700	102	2500	363
250	10	254	6	1/4	12	1/2	100	700	102	2500	363
300	12	304.8	6	1/4	12	1/2	100	700	102	2500	363
350	14	355.6	9	1/3	15	3/5	100	700	102	2000	290
400	16	406.4	9	1/3	15	3/5	100	700	102	1750	254
450	18	457.2	9	1/3	18	5/7	100	700	102	1500	218
500	20	508	9	1/3	18	5/7	100	700	102	1500	218
550	22	558.8	9	1/3	21	5/6	100	700	102	1500	218
600	24	610	12	1/2	21	5/6	100	700	102	1250	181
650	26	660.4	12	1/2	21	5/6	100	700	102	1250	181
700	28	700	12	1/2	24	1	100	700	102	1000	145
750	30	750	12	1/2	24	1	100	700	102	1000	145
800	32	800	15	3/5	24	1	100	700	102	900	131
900	36	900	15	3/5	24	1	100	700	102	900	131
1000	40	1000	15	3/5	27	1	100	700	102	750	109
1100	44	1100	15	3/5	27	1	100	700	102	500	73
1200	48	1200	15	3/5	27	1	100	700	102	500	73

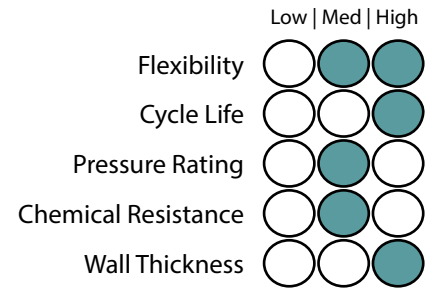


# RUBBER & COMPOSITE HOSE

## Rubber Hose - Mining

### Reducer Ceramic Hoseflex® Mining Hose

**Colour:** Black  
**Tube:** NR/BR blend Super Abrasion Resistant Rubber  
**Cover:** Abrasion, UV and Ozone resistant rubber  
**Reinforcement:** Spiral Synthetic fabric and wire helix  
**Size Available:** DN80 to DN1200  
**Temperature:** -30°C / + 70°C



#### Construction

**Use:** Used in connecting varying sizes of pipework. Prodomentially used in pump suction and discharge. Applications include slurry or water transfer in mineral processing plants, tailings pipelines and dewatering.

Ceramic reducer mining hose is designed to be extremely resistant to abrasion even in high material flows and speeds, preventing material build-up. The ideal solution for high wearing mining and aggregates applications.

**End connections:** Plain end, Flanged (fixed or swivel), Flanged full spigot (fixed or swivel), Double flanged, Grooved (roll or cut), Threaded, Butt weld, Custom



#### Notes

We have left off lengths, there is nothing standard we have ever come across Rubber gauges, these are often much heavier in gauge across the wear points (reducing area)

#### Specifications

Hose Size			Standard Liner Thickness		Max Liner Thickness		Vacuum Rating	Standard Working Pressure		Max Working Pressure		Standard Centreline Radius		
DN	in	mm	mm	in	mm	in	%	kPa	PSI	kPa	PSI	1.5D mm	3D mm	5D mm
50	2	50.8	4.5	1/6	6	1/4	100	700	102	2500	363	60	120	199
80	3	76.2	4.5	1/6	6	1/4	100	700	102	2500	363	90	179	299
100	4	101.6	6	1/4	9	1/3	100	700	102	2500	363	120	239	399
125	5	127	6	1/4	9	1/3	100	700	102	2500	363	150	299	498
150	6	152.4	6	1/4	9	1/3	100	700	102	2500	363	179	359	598
200	8	203.2	6	1/4	9	1/3	100	700	102	2500	363	239	479	798
250	10	254	6	1/4	12	1/2	100	700	102	2500	363	299	598	997
300	12	304.8	6	1/4	12	1/2	100	700	102	2500	363	359	718	1196
350	14	355.6	9	1/3	15	3/5	100	700	102	2500	363	419	837	1396
400	16	406.4	9	1/3	15	3/5	100	700	102	2500	363	479	957	1595
450	18	457.2	9	1/3	18	5/7	100	700	102	2500	363	538	1077	1795
500	20	508	9	1/3	18	5/7	100	700	102	2500	363	598	1196	1994
550	22	558.8	9	1/3	21	5/6	100	700	102	2500	363	658	1316	2193
600	24	610	12	1/2	21	5/6	100	350	51	2500	363	718	1437	2394
650	26	660.4	12	1/2	21	5/6	100	350	51	2000	290	778	1555	2592
700	28	700	12	1/2	24	1	100	350	51	2000	290	824	1649	2748
750	30	750	12	1/2	24	1	100	350	51	2000	290	883	1766	2944
800	32	800	15	3/5	24	1	100	350	51	1500	218	942	1884	3140
900	36	900	15	3/5	24	1	100	350	51	1000	145	1060	2120	3533
1000	40	1000	15	3/5	27	1	100	350	51	1000	145	1178	2355	3925
1100	44	1100	15	3/5	27	1	100	350	51	1000	145	1295	2591	4318
1200	48	1200	15	3/5	27	1	100	350	51	1000	145	1413	2826	4710

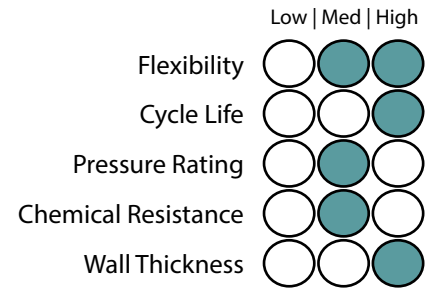
1 2 3 4 5 6 7 8 9 RUBBER & COMPOSITE HOSE

# RUBBER & COMPOSITE HOSE

## Rubber Hose - Mining

### Y Piece Hoseflex® Mining Hose

**Colour:** Black  
**Tube:** NR/BR blend Super Abrasion Resistant Rubber  
**Cover:** Abrasion, UV and Ozone resistant rubber  
**Reinforcement:** Spiral Synthetic fabric and wire helix  
**Size Available:** DN50 to DN1200  
**Temperature:** -30°C / + 70°C



### Construction

#### Use:

Y piece mining hose used in connecting one pipeline into two pipelines or vice versa. Fully customised to suit your existing pipe work. Suitable for both suction and discharge duties. Applications include slurry or water transfer in mineral processing plants, tailings pipelines and dewatering.

**End connections:** Plain end, Flanged (fixed or swivel), Flanged full spigot (fixed or swivel), Double flanged, Grooved (roll or cut), Threaded, Butt weld, Custom



### Specifications

Hose Size			Standard Liner Thickness		Max Liner Thickness		Vacuum Rating	Standard Working Pressure		Max Working Pressure	
DN	in	mm	mm	in	mm	in	%	kPa	PSI	kPa	PSI
50	2	50.8	4.5	1/6	6	1/4	100	700	102	3000	435
80	3	76.2	4.5	1/6	6	1/4	100	700	102	3000	435
100	4	101.6	6	1/4	9	1/3	100	700	102	3000	435
125	5	127	6	1/4	9	1/3	100	700	102	3000	435
150	6	152.4	6	1/4	9	1/3	100	700	102	3000	435
200	8	203.2	6	1/4	9	1/3	100	700	102	2500	363
250	10	254	6	1/4	12	1/2	100	700	102	2500	363
300	12	304.8	6	1/4	12	1/2	100	700	102	2500	363
350	14	355.6	9	1/3	15	3/5	100	700	102	2000	290
400	16	406.4	9	1/3	15	3/5	100	700	102	1750	254
450	18	457.2	9	1/3	18	5/7	100	700	102	1500	218
500	20	508	9	1/3	18	5/7	100	700	102	1500	218
550	22	558.8	9	1/3	21	5/6	100	700	102	1500	218
600	24	610	12	1/2	21	5/6	100	700	102	1250	181
650	26	660.4	12	1/2	21	5/6	100	700	102	1250	181
700	28	700	12	1/2	24	1	100	700	102	1000	145
750	30	750	12	1/2	24	1	100	700	102	1000	145
800	32	800	15	3/5	24	1	100	700	102	900	131
900	36	900	15	3/5	24	1	100	700	102	900	131
1000	40	1000	15	3/5	27	1	100	700	102	750	109
1100	44	1100	15	3/5	27	1	100	700	102	500	73
1200	48	1200	15	3/5	27	1	100	700	102	500	73





# RUBBER & COMPOSITE HOSE

## Rubber Hose - Mining

### Y Piece Hard Wall Hoseflex® Mining Hose

**Part No:** IH-RWCS

**Colour:** Black

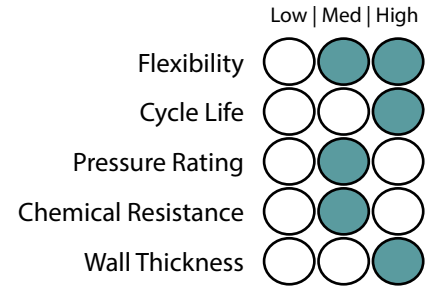
**Tube:** NR/BR blend Super Abrasion Resistant Rubber

**Cover:** Abrasion, UV and Ozone resistant rubber

**Reinforcement:** Spiral Synthetic fabric and wire helix

**Size Available:** DN80 to DN1200

**Temperature:** -30°C / + 70°C



#### Construction

**Use:**

Y piece mining hose used in connecting one pipeline into two pipelines or vice versa. Fully customised to suit your existing pipe work. Suitable for both suction and discharge duties. Applications include slurry or water transfer in mineral processing plants, tailings pipelines and dewatering.

Ceramic Y piece mining hose is designed to be extremely resistant to abrasion even in high material flows and speeds, preventing material build-up. The ideal solution for high wearing mining and aggregates applications.

**End connections:**

Plain end, Flanged (fixed or swivel), Flanged full spigot (fixed or swivel), Double flanged, Grooved (roll or cut), Threaded, Butt weld, Custom



#### Specifications

Hose Size			Standard Liner Thickness		Max Liner		Vacuum Rating	Standard Working Pressure		Max Working Pressure	
DN	in	mm	mm	in	mm	in	%	kPa	PSI	kPa	PSI
80	3	76.2	4.5	1/6	6	1/4	100	700	102	3000	435
100	4	101.6	6	1/4	9	1/3	100	700	102	3000	435
125	5	127	6	1/4	9	1/3	100	700	102	3000	435
150	6	152.4	6	1/4	9	1/3	100	700	102	3000	435
200	8	203.2	6	1/4	9	1/3	100	700	102	2500	363
250	10	254	6	1/4	12	1/2	100	700	102	2500	363
300	12	304.8	6	1/4	12	1/2	100	700	102	2500	363
350	14	355.6	9	1/3	15	3/5	100	700	102	2000	290
400	16	406.4	9	1/3	15	3/5	100	700	102	1750	254
450	18	457.2	9	1/3	18	5/7	100	700	102	1500	218
500	20	508	9	1/3	18	5/7	100	700	102	1500	218
550	22	558.8	9	1/3	21	5/6	100	700	102	1500	218
600	24	610	12	1/2	21	5/6	100	700	102	1250	181
650	26	660.4	12	1/2	21	5/6	100	700	102	1250	181
700	28	700	12	1/2	24	1	100	700	102	1000	145
750	30	750	12	1/2	24	1	100	700	102	1000	145
800	32	800	15	3/5	24	1	100	700	102	900	131
900	36	900	15	3/5	24	1	100	700	102	900	131
1000	40	1000	15	3/5	27	1	100	700	102	750	109
1100	44	1100	15	3/5	27	1	100	700	102	500	73
1200	48	1200	15	3/5	27	1	100	700	102	500	73

RUBBER & COMPOSITE HOSE

# RUBBER & COMPOSITE HOSE

## Rubber Hose - Mining

### Hard Wall Hoseflex® Mining Hose

**Colour:** Black

**Tube:** NR/BR blend Super Abrasion Resistant Rubber

**Cover:** Abrasion, UV and Ozone resistant rubber

**Reinforcement:** Spiral Synthetic fabric and wire helix.

**Size Available:** DN50 to DN1200

**Temperature:** -30°C / + 70°C

	Low	Med	High
Flexibility			
Cycle Life			
Pressure Rating			
Chemical Resistance			
Wall Thickness			

### Construction

**Use:**

A hard wall hose used in applications which require a tight bend radius. Suitable for both suction and discharge duty.

Lengths - Can be made up to 10 meters

**End connections:**

Plain end, Flanged (fixed or swivel), Flanged full spigot (fixed or swivel), Double flanged, Grooved (roll or cut), Threaded, Butt weld, Custom



### Specifications

Hose Size			Standard Liner Thickness		Max Liner Thickness		Vacuum Rating	Standard Working Pressure		Max Working Pressure		Min Bend Radius	
DN	in	mm	mm	in	mm	in	%	kPa	PSI	kPa	PSI	mm	Dia
50	2	50.8	4.5	1/6	6	1/4	100	700	102	2000	290	200	4.00
80	3	76.2	4.5	1/6	6	1/4	100	700	102	2000	290	300	4.00
100	4	101.6	6	1/4	9	1/3	100	700	102	2000	290	410	4.00
125	5	127	6	1/4	9	1/3	100	700	102	2000	290	510	4.00
150	6	152.4	6	1/4	9	1/3	100	700	102	2000	290	610	4.00
200	8	203.2	6	1/4	9	1/3	100	700	102	2000	290	1220	6.00
250	10	254	6	1/4	12	1/2	100	700	102	2000	290	1520	6.00
300	12	304.8	6	1/4	12	1/2	100	700	102	2000	290	1830	6.00
350	14	355.6	9	1/3	15	3/5	100	700	102	1750	254	2840	8.00
400	16	406.4	9	1/3	15	3/5	100	700	102	1750	254	3250	8.00
450	18	457.2	9	1/3	18	5/7	100	700	102	1750	254	3660	8.00
500	20	508	9	1/3	18	5/7	100	700	102	1750	254	5080	10.00
550	22	558.8	9	1/3	21	5/6	100	700	102	1750	254	5590	10.00
600	24	610	12	1/2	21	5/6	100	700	102	1500	218	7320	12.00
650	26	660.4	12	1/2	21	5/6	100	700	102	1500	218	7920	12.00
700	28	700	12	1/2	24	1	100	700	102	1500	218	11200	16.00
750	30	750	12	1/2	24	1	100	700	102	1500	218	12000	16.00
800	32	800	15	3/5	24	1	100	350	51	1500	218	12.800	16.00
900	36	900	15	3/5	24	1	100	350	51	1800	261	14400	16.00
1000	40	1000	15	3/5	27	1	100	350	51	1000	145	16000	16.00
1100	44	1100	15	3/5	27	1	100	350	51	1000	145	17600	16.00
1200	48	1200	15	3/5	27	1	100	350	51	1000	145	19200	16.00

RUBBER & COMPOSITE HOSE

## Rubber Hose - Mining

### Muff Coupling Hoseflex® Mining Hose

**Colour:** Black  
**Tube:** NR/BR blend Super Abrasion Resistant Rubber  
**Cover:** Abrasion, UV and Ozone resistant rubber  
**Reinforcement:** Spiral Synthetic fabric and wire helix  
**Size Available:** DN50 to DN350  
**Temperature:** -30°C / + 70°C

	Low   Med   High
Flexibility	<input type="radio"/> <input checked="" type="radio"/> <input type="radio"/>
Cycle Life	<input type="radio"/> <input type="radio"/> <input checked="" type="radio"/>
Pressure Rating	<input type="radio"/> <input checked="" type="radio"/> <input type="radio"/>
Chemical Resistance	<input type="radio"/> <input checked="" type="radio"/> <input type="radio"/>
Wall Thickness	<input type="radio"/> <input type="radio"/> <input checked="" type="radio"/>

### Construction

**Use:**  
 Suitable for suction and discharge duty. Used in the transfer of slurry and water transfer, dewatering and tailings pipelines.

Lengths DN 50-100: Can be made up to 40 meters  
 Lengths DN 125-150: Can be made up to 20 meters  
 Lengths DN 250-350: Can be made up to 12 meters



### Specifications

Hose Size			Standard Liner Thickness		Vacuum Rating	Standard Working Pressure		Min Bend Radius		
DN	in	mm	mm	in	%	kPa	PSI	M	FT	X Dia
50	2	50.8	6	1/4	100	700	100	0.30	0.96	6
80	3	76.2	6	1/4	100	700	100	0.61	1.91	8
100	4	101.6	6	1/4	100	700	100	0.81	2.55	8
125	5	127	6	1/4	100	700	100	1.02	3.19	8
150	6	152.4	6	1/4	100	700	100	1.22	3.83	8
200	8	203.2	6	1/4	100	700	100	1.63	5.1	8
250	10	254	9	1/3	100	700	100	2.54	7.98	10
300	12	304.8	9	1/3	100	700	100	3.66	11.48	12
350	14	355.6	12	1/2	100	700	100	4.98	15.63	14

### Applications



## Rubber Hose - Mining

### Sand & Shot Blast Suction/Discharge Hose

**Colour:** Black

**Tube:** NR/BR blend Super Abrasion Resistant (S A R) Rubber

**Cover:** NR/BR blend Super Abrasion Resistant (S A R) Rubber

**Reinforcement:** Spiral Synthetic Fabric




**Size Available:** 1/2" - 3"



**Temperature:** -30°C +70°C




Low | Med | High

Flexibility   

Cycle Life   

Pressure Rating   

Chemical Resistance   

Wall Thickness   

#### Construction

##### Use:

Used for suction or discharge of water and light slurry



#### Specifications

	Size		Max. Working Pressure		Weight
	inch	O.D (mm)	PSI	kPa	Kg/m
IH-SSB-12	1/2"	33	150	1034	0.98
IH-SB-20	3/4"	40	150	1034	1.23
IH-SSB-25	1"	48	150	1034	1.72
IH-SSB-32	1 1/4"	55	150	1034	2.06
IH-SSB-28	1 1/2"	61	150	1034	2.29
IH-SSB-50	2"	76	150	1034	3.14
IH-SSB-80	3"	103	150	1034	4.62

#### End Connections



Beaded (Rotating) Flanges



Fixed Flanges



Double Flanges



Spigot Flanges

#### Applications



## Rubber Hose - Mining

### Contractors Suction

**Part No:** IH-RWCS

**Colour:** Black

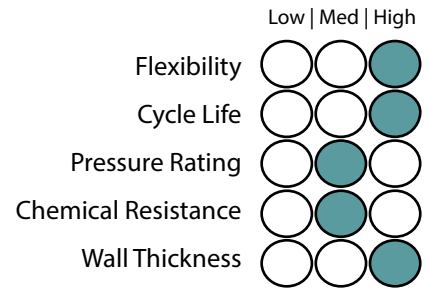
**Tube:** Black smooth synthetic rubber.

**Cover:** Black corrugated synthetic rubber, abrasion and weather resistant.

**Reinforcement:** Plies of high strength synthetic cord incorporating a steel wire helix.

**Size Available:** 76mm - 305mm

**Temperature:** -35°C +70°C



### Construction

**Use:**

Highly flexible corrugated rubber hose suitable for the transfer of water in negative pressure applications. Lengths incorporate cuffed ends for ease of inserting hose fitting.



### Specifications

Part Number	Nominal Dia.		Working Pressure		Weight
	I.D (mm)	O.D (mm)	Bar	kPa	Kg/M
IH-RWCS-76	76	95	10	1000	3.52
IH-RWCS-102	102	123	10	1000	4.59
IH-RWCS-152	152	176	10	1000	7.86
IH-RWCS-204	204	240	10	1000	11.70
IH-RWCS-254	254	290	10	1000	16.70
IH-RWCS-305	305	-	10	1000	-

### Applications



## Rubber Hose - Industrial

### Rubber Jacketed Hose

A jacketed assembly consists of a "hose within a hose." An inner or primary media conveying hose is enclosed or jacketed by a larger diameter hose. The hoses are joined at each end by specially designed fittings so that there is no media pathway between the two hoses.


Jacketed assemblies are often specified when the primary media must be kept at either an elevated or cryogenic temperature. Steam is often circulated through the jacket hose to keep a viscous material in the inner hose hot and easily conveyed. A vacuum can also be pulled on the jacket hose to insulate cryogenic liquids being conveyed in the inner hose.

The media typically is steam, hot oil or hot water to raise the temperature of the fluid moved in the internal hose. Also cold products such as liquid helium or nitrogen can be used to lower the temperature of the fluid with-in the internal hose.

The specialist hose design can also be used to contain hazardous and chemical mediums in the event of a rupture. The outer hose will capture any medium that leaks from the inner hose preventing any safety or environmental issues. Sensors can be installed on the ports of the outer hoses to analyse any changes in pressure or gas detection.

### Following Applications:

- Rail car and tank truck loading/unloading
- Marine Transfer
- Flexible connections to vibrating equipment
- To relieve pump housing stresses
- Hazardous material piping system using an alarmed vacuum jacket
- Safety barrier for toxic processes
- Leak detection systems
- Liquefied food transfer systems



Inner hose nb size	25mm	32mm	38mm	50mm	65mm	75mm	100mm	125mm	150mm
Outer hose nb size	50mm	65mm	65mm	75mm	100mm	100mm	150mm	150mm	200mm
Inner hose max pressure (kPa)	1000	1000	1000	1000	1000	1000	1000	1000	1000





# RUBBER & COMPOSITE HOSE

## Rubber Hose - Offshore

### Introduction:

Pacific Hoseflex has the capabilities to supply the complete marine oil and gas fluid transfer range. The product range consists of:

#### **Petrol/Oil Bunkering**

Size : 102mm to 302mm  
Material : NBR Rubber  
Temperature: -30°C +100°C



#### **Suction/Delivery Abrasive material**

Size : 76m to 127mm  
Material : SR/SBR rubber  
Temperature: -25°C +70°C



#### **Dry Disconnect Coupling Hose Unit**

Size : 25mm to 150mm  
Material : 316 Stainless Steel / Aluminium



#### **Dry Disconnect Tank Unit**

Size : 25mm to 150mm  
Material : 316/304 Stainless Steel



#### **Swivel Joint**

Size : 12mm to 400mm  
Material : 316 Stainless Steel, Carbon steel, Aluminium



#### **Flange Camlock Coupling**

Size : 100mm to 600mm  
Material : Carbon Steel / 316 Stainless steel



#### **Composite LNG/LPG**

Size : 20mm to 300mm  
Material : Polypropilene films  
316/304 Stainless Steel wire



#### **Mud Bunkering**

Size : 76mm to 254mm  
Material : NBR/PVC Rubber  
Temperature: -40°C +100°C



#### **Suction/Discharge Potable water**

Size : 51mm to 102mm  
Material : IIR rubber (food quality)  
Temperature: -40°C +100°C



#### **Marine Breakaway Coupling**

Size : 50mm to 150mm  
Material : 316 Stainless Steel



#### **Industrial Breakaway Coupling**

Size : 12mm - 300mm  
Material : 316 Stainless Steel



#### **Full bore Marine Breakaway Coupling**

Size : 50mm to 200mm  
Material : 316 Stainless Steel



#### **Emergency Release Coupling**

Size : 50mm to 300mm  
Material : 316 Stainless Steel



- 9
- 8
- 7
- 6
- 5
- 4
- 3
- 2
- 1

## Rubber Hose - Water - Utility

### AIRWATER SW/25

**Part No.:** IH-RAW-20

**Colour:** Green

**Tube:** Black, smooth, SBR rubber compound

**Cover:** Green, smooth cloth impression, SBR rubber compound, oil, grease, sea water and weather resistant

**Reinforcement:** High strength synthetic plies

**Size Available:** Various

**Temperature:** -30°C +80°C

	Low   Med   High
Flexibility	<input type="radio"/> <input type="radio"/> <input type="radio"/>
Cycle Life	<input type="radio"/> <input type="radio"/> <input type="radio"/>
Pressure Rating	<input type="radio"/> <input type="radio"/> <input type="radio"/>
Chemical Resistance	<input type="radio"/> <input type="radio"/> <input type="radio"/>
Wall Thickness	<input type="radio"/> <input type="radio"/> <input type="radio"/>


### Construction

**Use:**

Green air and water delivery hoses, for docks & oil rigs services

**Standards**

ISO 1403



### Specifications

Part Number	Size	Internal Diameter	Outside Diameter	Max. Working Pressure		Min. Burst Pressure	
	inch	mm	mm	bar	PSI	bar	PSI
IH-RAW-20-12	1/2"	13	23	20	300	80	1200
IH-RAW-20-20	3/4"	30	30	20	300	80	1200
IH-RAW-20-25	1"	37	37	20	300	80	1200
IH-RAW-20-32	1 1/4"	44	44	20	300	80	1200
IH-RAW-20-38	1 1/2"	52	52	20	300	80	1200
IH-RAW-20-50	2"	64	64	20	300	80	1200
IH-RAW-20-75	3"	96	96	20	300	80	1200
IH-RAW-20-100	4"	124	124	20	300	80	1200

### Applications





# RUBBER & COMPOSITE HOSE

## Rubber Hose - Pneumatic Hose - Utility

### AIRWATER SW/25

**Part No.:** IH-RAW-25

**Colour:** Blue

**Tube:** Black, smooth, SBR rubber compound

**Cover:** Blue, smooth cloth impression, SBR rubber compound, oil, grease, sea water and weather resistant

**Reinforcement:** High strength synthetic plies

**Size Available:** 12mm, 20mm and 25mm

**Temperature:** -30°C +80°C

Low | Med | High

Flexibility

Cycle Life

Pressure Rating

Chemical Resistance

Wall Thickness


### Construction

**Use:**

Blue air and water delivery hoses, for docks & oil rigs services

**Standards**

AS 2554 or ISO 5774



### Specifications

Part Number	Size	Internal Diameter	Outside Diameter	Max. Working Pressure		Min. Burst Pressure	
	inch	mm	mm	bar	PSI	bar	PSI
IH-RAW-25-12	1/2"	13	23	25	362	80	1200
IH-RAW-25-20	3/4"	19	30	25	362	80	1200
IH-RAW-25-25	1"	25	37	25	362	80	1200
IH-RAW-25-32	1 1/4"	32	44	25	362	80	1200
IH-RAW-25-38	1 1/2"	38	52	25	362	80	1200
IH-RAW-25-50	2"	51	64	25	362	80	1200
IH-RAW-25-75	3"	76	96	25	362	80	1200
IH-RAW-25-100	4"	102	124	25	362	80	1200

### Applications



RUBBER & COMPOSITE HOSE

## Rubber Hose - Offshore

### Suction/Delivery Abrasive hose

**Part No.:** IH-AH-50

**Colour:** Black

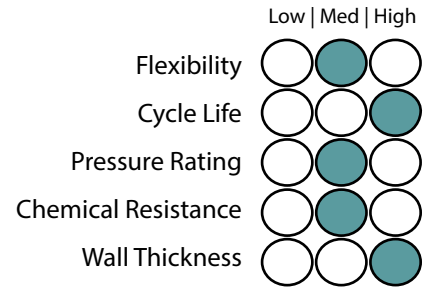
**Tube:** NR/SBR rubber

**Cover:** Black EPDM, weather, ozone and sea-water resistant.

**Reinforcement:** High strength synthetic cord, steel helix wire and antistatic copper wire

**Size Available:** 3" - 5"


**Temperature:** -25°C +70°C



### Construction

**Use:**

Hardwall hose designed to convey barite and bentonite and other abrasive materials from ship to oil rigs to consolidate the oil well. It withstands a tensile stress of 4 tons.



### Specifications

Part Number	Size	Internal Diameter	Outside Diameter	Min. Bend Radius	Max. Working Pressure		Min. Burst Pressure		Vacuum
	inch	mm	mm	mm	bar	PSI	bar	PSI	mm hg
IH-AH-76	3"	76	96	390	10	150	40	600	675
IH-AH-102	4"	102	124	555	10	150	40	600	675
IH-AH-127	5"	127	150	730	10	150	40	600	675

1 2 3 4 5 6 7 8 9

RUBBER & COMPOSITE HOSE

### Applications





# RUBBER & COMPOSITE HOSE

## Rubber Hose - Offshore

### Suction/Discharge Potable Water Hose

**Part No:** IH-PW-35

**Colour:** Orange

**Tube:** IIR rubber

**Cover:** EDPM rubber, weathering, ozone and sea-water resistant.

**Reinforcement:** High strength synthetic cord divided by a layer of rubber plus steel helix wire.

**Size Available:** 2" - 4"

**Temperature:** -40°C +100°C

Low | Med | High

Flexibility

Cycle Life

Pressure Rating

Chemical Resistance

Wall Thickness

#### Construction

**Use:**

Hardwall hose used for the suction and delivery of drinking water from ship to oil rig.

**Standards:**

PDA ABS Nr. 15-GE1415740-PDA

Reg. EC 1935/04 and EC 2023/06

Phthalates free

PAHs free (acc. to ZEK 01.4-08 Cat. 1)

Bisphenol A free

FDA tit.21 art

177.2600 aqueous foods

BfR XXI Cat.2 foods



#### Specifications

Part Number	Size	Internal Diameter	Outside Diameter	Min. Bend Radius	Max. Working Pressure		Min. Burst Pressure		Vacuum
	inch	mm	mm	mm	bar	PSI	bar	PSI	bar
IH-PW-35-50	2"	51	71	220	35	525	105	1575	0.9
IH-PW-35-76	3"	76	101	350	35	525	105	1575	0.9
IH-PW-35-102	4"	102	132	610	35	525	105	1575	0.9
IH-PW-35-152	6"	152	186	900	35	525	105	1575	0.9

Tensile breaking load:

2000 kgf for inside diameter 2"

4000 kgf for inside diameter 3"

7000 kgf for all other diameters.

#### Applications





## Rubber Hose - Offshore

### Mud Bunkering Suction/Delivery Hose

**Colour:** Black

**Tube:** Black, smooth, NBR/PVC rubber compound

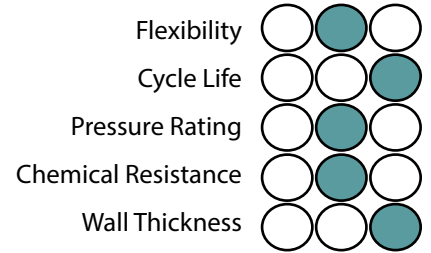
**Cover:** Black, smooth cloth impression, CR rubber compound, resistant to oil, grease, sea water, ozone and flame retardant

**Reinforcement:** High strength synthetic plies, with steel wire spirals and crossing copper wires for hose grounding

**Size Available:** 3" - 10"

**Temperature:** -40°C +100°C

Low | Med | High



### Construction

**Use:**

Suction and delivery hose, for drilling oil rig hose services, for petroleum muds and crude oil

**Standards:**

BS1435: 1987 S15/UNI EN 1765:99 S15



### Specifications

Part Number	Size	Internal Diameter	Outside Diameter	Min. Bend Radius	Max. Working Pressure		Min. Burst Pressure		Vacuum
	inch	mm	mm	mm	bar	PSI	bar	PSI	Bar
IH-BUNKER-MUD-HW20-80	3	76	96	350	20	300	80	1200	0.9
IH-BUNKER-MUD-HW20-100	4	102	123	480	20	300	80	1200	0.9
IH-BUNKER-MUD-HW20-125	5	127	150	850	20	300	80	1200	0.9
IH-BUNKER-MUD-HW20-150	6	152	180	1000	20	300	80	1200	0.9
IH-BUNKER-MUD-HW20-200	8	203	237	1420	20	300	60	900	0.5
IH-BUNKER-MUD-HW20-250	10	254	290	1780	20	300	60	900	0.5

### Applications







# RUBBER & COMPOSITE HOSE

## Rubber Hose - Offshore

### Petrol/Oil Bunkering Hose

**Colour:** Black

**Tube:** Black, smooth, NBR rubber compound

**Cover:** Black, smooth cloth impression, CR rubber compound, resistant to oil, grease, sea water, ozone and flame retardant

**Reinforcement:** High strength synthetic plies, with steel wire spirals and 2 crossing copper wires for hose grounding

**Size Available:** 3" - 300"

**Temperature:** -30°C +100°C

Low | Med | High

Flexibility

Cycle Life

Pressure Rating


Chemical Resistance

Wall Thickness

### Construction

**Use:**

Suction and delivery hose for crude oil and mixed fuels with aromatic contents up to 50%, offshore operations



**Standards:**

BS1435: 1987 S15/UNI EN 1765:99 S15

### Specifications

Part Number	Size	Internal Diameter	Outside Diameter	Max. Working Pressure		Min. Burst Pressure		Bend Radius	Vacuum
	inch			mm	bar	PSI	bar		
IH-BUNKER-OIL-HW20-100	4	102	122	20	300	80	1200	630	0.9
IH-BUNKER-OIL-HW20-125	5	127	150	20	300	80	1200	760	0.9
IH-BUNKER-OIL-HW20-150	6	152	180	20	300	800	1200	1050	0.7
IH-BUNKER-OIL-HW20-200	8	203	237	20	300	60	900	1420	0.7
IH-BUNKER-OIL-HW20-250	10	254	290	20	300	60	900	1780	0.5
IH-BUNKER-OIL-HW20-300	12	302	344	20	300	60	900	2115	0.5

### Applications



9  
8  
7  
6  
5  
4  
3  
2  
1

RUBBER & COMPOSITE HOSE

## Rubber Hose - Offshore

### FUEL AND OIL SD/16 EN 1360 Type 2

**Part No.:** IH-RFUELSD-16-%

**Colour:** Black

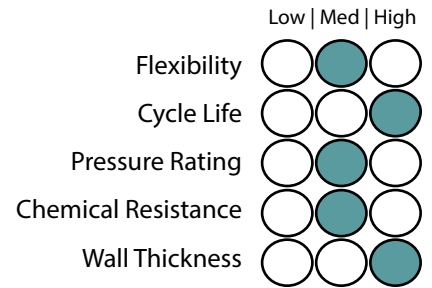
**Tube:** Black, smooth, antistatic NBR1 rubber compound.

**Cover:** Black, smooth, fire proof and antistatic cloth impression CR rubber compound, resistant to chemical products, ozone and weather.

**Reinforcement:** High strength synthetic plies, with steel spirals and 2 crossing copper wires for hose grounding.

**Size Available:** Various

**Temperature:** -30°C +70°C



### Construction

**Use:**

Suction and delivery hose for fuels and petroleum derivatives with aromatic contents up to 50%



**Standards**

BS EN 1360

### Specifications

Part Number	Size	Internal Diameter	Outside Diameter	Min. Bend Radius	Max. Working Pressure		Min. Burst Pressure		Vacuum
	inch	mm	mm	mm	bar	PSI	bar	PSI	mm hg
IH-RSD-FUEL-16-19	3/4"	19	30	100	16	240	48	720	0.9
IH-RSD-FUEL-16-25	1"	25	38	150	16	240	48	720	0.9
IH-RSD-FUEL-16-32	1 1/4"	32	45	175	16	240	48	720	0.9
IH-RSD-FUEL-16-35	1 3/8"	35	48	190	16	240	48	720	0.9
IH-RSD-FUEL-16-38	1 1/2"	38	51	225	16	240	48	720	0.9
IH-RSD-FUEL-16-40	1 9/16"	40	54	230	16	240	48	720	0.9

### Applications





# RUBBER & COMPOSITE HOSE

## Rubber Hose - Oxygen - Welding

### WELBLU 20 ISO3821 L/L

**Part No.:** IH-WELDB-20

**Colour:** Blue

**Tube:** Black, smooth, SBR rubber compound

**Cover:** Blue, smooth, SBR/EPDM rubber compound, abrasion and weather resistant

**Reinforcement:** High strength synthetic plies

**Size Available:** TBC

**Temperature:** -25°C +80°C

Low | Med | High

Flexibility

Cycle Life

Pressure Rating

Chemical Resistance

Wall Thickness

### Construction

**Use:**

Delivery hose, oxygen line in welding equipments

**Standards**

ISO 3821



### Specifications

Part Number	Size	Internal Diameter	Outside Diameter	Max. Working Pressure		Min. Burst Pressure	
	inch	mm	mm	bar	PSI	bar	PSI
IH-WELDB-20-06	1/4	6	13	20	300	60	900
IH-WELDB-20-08	5/16	8	15	20	300	60	900
IH-WELDB-20-09	23/64	9	16	20	300	60	900
IH-WELDB-20-10	3/8	10	17	20	300	60	900
IH-WELDB-20-12	1/2	13	23	20	300	60	900
IH-WELDB-20-15	5/8	16	26	20	300	60	900
IH-WELDB-20-20	3/4	19	30	20	300	60	900
IH-WELDB-20-25	1	25	37	20	300	60	900

### Applications



9  
8  
7  
6  
5  
4  
3  
2  
1

RUBBER & COMPOSITE HOSE

## Rubber Hose - Acetylene - Welding

### WELRED 20 ISO3821 L/L

**Part No.:** IH-WELDB-25

**Colour:** Red

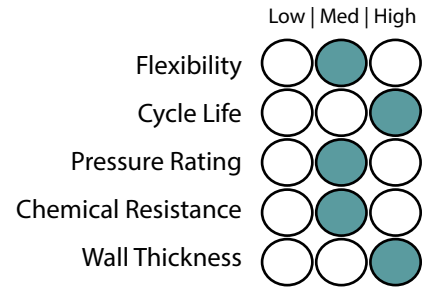
**Tube:** Black, smooth, SBR rubber compound

**Cover:** Red, smooth, SBR/EPDM rubber compound, abrasion and weather resistant

**Reinforcement:** High strength synthetic plies

**Size Available:** TBC

**Temperature:** -25°C +80°C



### Construction

**Use:**

Delivery hose, acetylene line in welding equipments

**Standards**

ISO 3821



### Specifications

Part Number	Size	Internal Diameter	Outside Diameter	Max. Working Pressure		Min. Burst Pressure	
	inch	mm	mm	bar	PSI	bar	PSI
IH-WELDR-25-06	1/4	6	13	20	300	60	900
IH-WELDR-25-08	5/16	8	15	20	300	60	900
IH-WELDR-25-09	23/64	9	16	20	300	60	900
IH-WELDR-25-10	3/8	10	17	20	300	60	900
IH-WELDR-25-12	1/2	13	23	20	300	60	900
IH-WELDR-25-15	5/8	16	26	20	300	60	900
IH-WELDR-25-20	3/4	19	30	20	300	60	900
IH-WELDR-25-25	1	25	37	20	300	60	900

### Applications



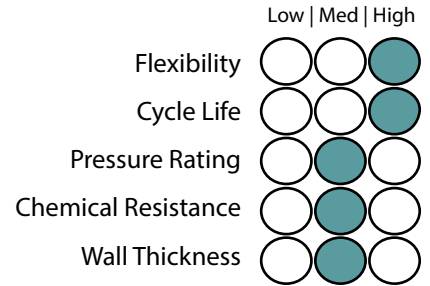


# RUBBER & COMPOSITE HOSE

## Rubber Hose - LPG / Gas

### LPG EN1762

**Part No.:** IH-LPG-EN1762  
**Colour:** Black / Yellow Labelling  
**Tube:** NBR Special, Black, Smooth, Electrically Conductive  
**Cover:** CR, abrasion resistant, oil and weather resistant, cloth impression, pin pricked.  
**Reinforcement:** Textile braided (sizes >75mm – wrapped), 2 crossed copper wires  
**Size Available:** 3/4" - 4"  
**Temperature:** -35°C +70°C



### Construction

**Use:**  
 Suitable for delivery of Liquefied Petroleum Gas, LPG (Liquid or Gas) and Natural Gas.



**Standards**  
 EN1762

### Specifications

Part Number	Nominal Dia.			Working Pressure		Min. Bend Radius	Weight Per Mtr
	Inches	I.D (mm)	O.D (mm)	kPa	bar	mm	kg.
IH-LPG-EN1762-12	1/2"	13	24	2500	25	160	0.39
IH-LPG-EN1762-20	3/4"	19	32	2500	25	180	0.62
IH-LPG-EN1762-25	1"	25	38	2500	25	200	0.77
IH-LPG-EN1762-32	1 1/4"	32	46	2500	25	250	1.04
IH-LPG-EN1762-38	1 1/2"	38	54	2500	25	320	1.32
IH-LPG-EN1762-50	2"	51	67	2500	25	400	1.76
IH-LPG-EN1762-80	3"	76	93	2500	25	650	2.70
IH-LPG-EN1762-100	4"	102	124	2500	25	800	4.43

Safety Factor: 4:1 Standard Duty. (Burst Pressure: Working Pressure)

### Applications



## Rubber Hose - LPG / Gas

### VAPFLEX

**Part No.:** IH-VAPFLEX-C / IH-VAPFLEX-H

**Tube:** Black antistatic smooth synthetic rubber

**Reinforcement:** Layers of woven braid and spirally wound textile material.

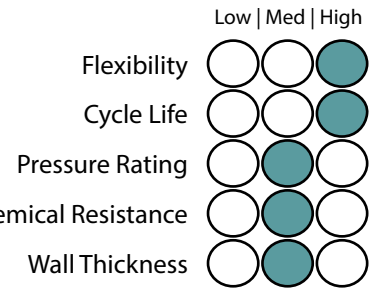
**Optional:** Electrical resistance by having embedded cross linked copper wire helix. For suction purposes embedded metallic spiral wire (SD). Part number example: IH-VAPFLEX-S&D-50-C

**Cover:** Black synthetic rubber, resistant to abrasion, oils and outdoor exposure (ozone and weather). Cover is fire resistant and pricked to allow gas permeation

**Size Available:** 1/2" - 4" Class C  
3/4" - 4" Class H

**Temperature:** -20°C to +65°C Class C  
-50°C to +65°C Class H

**Approvals:** AGA AS NZS 1869 Class C / H



### Construction

**Use:**

Suitable for delivery and transfer of CSG, Liquefied Petroleum Gas, LPG (Liquid or Gas), Natural Gas and Town Gas 62K2113659

**Standards:**

- Hose physical properties are manufactured in accordance to EN ISO 1402
- Ozone resistant and manufactured in accordance to EN ISO 7326
- Electrical resistance by using a metallic wire connection to conduct static electricity and manufactured in accordance to EN ISO 8031
- Rubber hoses and hose assemblies for liquefied petroleum gas, LPG (liquid or gaseous phase), and natural gas up to 25 bar (2,5 MPa) to EN 1762



### Specifications

Class C Part Number	Nominal Dia.			Working Pressure		Burst Pressure		Min. Bend Radius	Weight Per Mtr
	Inches	I.D (mm)	O.D (mm)	kPa	bar	kPa	bar	mm	kg.
IH-VAPFLEX-12-C	1/2"	12.7	22.7	2600	26	10400	104	100	0.42
IH-VAPFLEX-16-C	5/8"	16	26.3	2600	26	10400	104	150	0.55
IH-VAPFLEX-19-C	3/4"	19	31	2600	26	10400	104	150	0.65
IH-VAPFLEX-25-C	1"	25	38	2600	26	10400	104	200	0.80
IH-VAPFLEX-32-C	1 1/4"	32	45	2600	26	10400	104	250	1.05
IH-VAPFLEX-38-C	1 1/2"	38	52	2600	26	10400	104	320	1.30
IH-VAPFLEX-50-C	2"	50	66	2600	26	10400	104	400	1.90
IH-VAPFLEX-75-C	3"	75	93	2600	26	10400	104	650	2.95
IH-VAPFLEX-100-C	4"	100	120	2600	26	10400	104	800	4.50

Class H Part Number	Nominal Dia.			Working Pressure		Burst Pressure		Min. Bend Radius	Weight Per Mtr
	Inches	I.D (mm)	O.D (mm)	kPa	bar	kPa	bar	mm	kg.
IH-VAPFLEX-19-H	3/4"	19	31	2600	26	10400	104	150	0.65
IH-VAPFLEX-25-H	1"	25	38	2600	26	10400	104	200	0.80
IH-VAPFLEX-32-H	1 1/4"	32	45	2600	26	10400	104	250	1.05
IH-VAPFLEX-38-H	1 1/2"	38	52	2600	26	10400	104	320	1.30
IH-VAPFLEX-50-H	2"	50	66	2600	26	10400	104	400	1.90
IH-VAPFLEX-75-H	3"	75	93	2600	26	10400	104	650	2.95
IH-VAPFLEX-100-H	4"	100	120	2600	26	10400	104	800	4.50

### Applications



RUBBER & COMPOSITE HOSE





# RUBBER & COMPOSITE HOSE

## Rubber Hose - Hydraulic

### SAE 100 R1AT

**Part No.:** IH-R1AT

**Colour:** Black

**Tube:** Synthetic oil resistant rubber.

**Cover:** Synthetic rubber - abrasion, ozone and weather resistant.

**Reinforcement:** 1 high tensile steel wire braid.

**Size Available:** 1/4" - 4"

**Temperature:** -40°C +120°C

Low | Med | High

Flexibility

Cycle Life

Pressure Rating

Chemical Resistance

Wall Thickness

### Construction

**Use:**

High pressure hydraulic oils, air and water.



**Standards:**

EN 853 1SN

### Specifications

Part Number	Size	Nominal Dia.		Max. Working Pressure		Min. Burst Pressure		Bend Radius
	inch	I.D (mm)	O.D (mm)	Bar	kPa	Bar	kPa	mm
IH-R1AT-04	1/4"	6.4	13.4	225	22500	900	90000	100
IH-R1AT-05	5/16"	7.9	50	215	21500	850	85000	105
IH-R1AT-06	3/8"	9.5	17.4	180	18000	720	72000	130
IH-R1AT-08	1/2"	12.7	20.3	160	16000	640	64000	180
IH-R1AT-10	5/8"	15.9	23.7	130	13000	520	52000	200
IH-R1AT-12	3/4"	19.0	27.7	105	10500	420	42000	240
IH-R1AT-16	1"	25.4	35.6	88	8800	352	35200	300
IH-R1AT-20	1 1/4"	31.8	43	63	6300	252	25200	420
IH-R1AT-24	1 1/2"	38.1	50.4	50	5000	200	20000	500
IH-R1AT-32	2"	50.8	63.5	40	4000	160	16000	630
IH-R1AT-38	2 3/8"	60.3	75	25	2500	100	10000	762
IH-R1AT-40	2 1/2"	63.5	79.5	25	2500	100	10000	762
IH-R1AT-48	3"	76.2	94.4	20	2000	80	8000	915
IH-R1AT-56	3 1/2"	90	105.5	15	1500	60	6000	1067
IH-R1AT-64	4"	101.6	177	10	1000	40	4000	1105

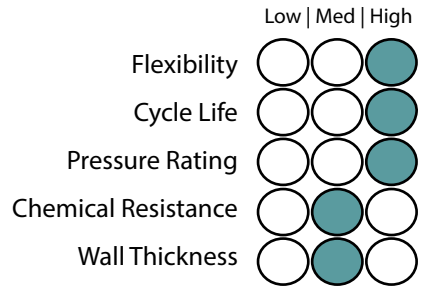
### Applications



## Rubber Hose - Hydraulic

### SAE 100 R2AT

**Part No.:** IH-R2AT  
**Colour:** Black  
**Tube:** Synthetic oil resistant rubber.  
**Cover:** Synthetic rubber - abrasion, ozone and weather resistant.  
**Reinforcement:** 2 high-tensile steel wire braids.  
**Size Available:** 1/4" - 4"  
**Temperature:** -40°C +120°C



### Construction

**Use:**  
 High pressure hydraulic oils, air and water.



**Standards:**  
 EN 853 2SN

### Specifications

Part Number	Size	Nominal Dia.		Max. Working Pressure		Min. Burst Pressure		Bend Radius
	inch	I.D (mm)	O.D (mm)	Bar	kPa	Bar	kPa	mm
IH-R2AT-04	1/4"	6.4	15.1	400	40000	1600	160000	100
IH-R2AT-05	5/16"	7.9	16.7	350	35000	1400	140000	115
IH-R2AT-06	3/8"	9.5	19.1	330	33000	1320	132000	130
IH-R2AT-08	1/2"	12.7	22.2	276	27600	1103	110300	180
IH-R2AT-10	5/8"	15.9	25.4	250	25000	1000	100000	200
IH-R2AT-12	3/4"	19.0	29.4	215	21500	860	86000	240
IH-R2AT-16	1"	25.4	37.3	165	16500	660	66000	300
IH-R2AT-20	1 1/4"	31.8	48.3	125	12500	500	50000	420
IH-R2AT-24	1 1/2"	38.1	54.7	90	9000	360	36000	500
IH-R2AT-32	2"	50.8	67.4	80	8000	320	32000	630
IH-R2AT-38	2 3/8"	60.3	75.8	70	7000	280	28000	762
IH-R2AT-40	2 1/2"	63.5	82.5	69	6900	276	27600	762
IH-R2AT-48	3"	76.2	96	45	4500	179	17900	915
IH-R2AT-56	3 1/2"	90	107.5	28	2800	110	11000	1067
IH-R2AT-64	4"	101.6	118.5	25	2500	101	10100	1105

### Applications





# RUBBER & COMPOSITE HOSE

## Rubber Hose - Hydraulic

### SAE 100 R6

**Part No.:** IH-RR6

**Colour:** Black

**Tube:** Synthetic oil resistant rubber.

**Cover:** Synthetic rubber - abrasion, ozone and weather resistant.

**Reinforcement:** 1 textile braid.

**Size Available:** 1/4" - 1"

**Temperature:** -40°C +120°C

Low | Med | High

Flexibility

Cycle Life

Pressure Rating

Chemical Resistance

Wall Thickness

### Construction

**Use:**

Low pressure hydraulic oils, air and water.



**Standards:**

EN 854

### Specifications

Part Number	Size	Nominal Dia.		Max. Working Pressure		Min. Burst Pressure		Bend Radius
	inch	I.D (mm)	O.D (mm)	Bar	kPa	Bar	kPa	mm
IH-RR6-04	1/4"	6.4	12.7	28	2800	110	11000	64
IH-RR6-05	5/16"	7.9	14.3	28	2800	110	11000	76
IH-RR6-06	3/8"	9.5	15.9	28	2800	110	11000	76
IH-RR6-08	1/2"	12.7	19.8	28	2800	110	11000	102
IH-RR6-10	5/8"	15.9	23	24	2400	97	9700	127
IH-RR6-12	3/4"	19.0	26	21	2100	83	8300	152
IH-RR6-16	1"	25.4	32.5	13	1300	52	5200	230

### Applications



9  
8  
7  
6  
5  
4  
3  
2  
1

RUBBER & COMPOSITE HOSE

## Rubber Hose - Hydraulic

### SAE 100 R7

**Part No.:** IH-RR7

**Colour:** Black

**Tube:** Unplasticised polyester tube.

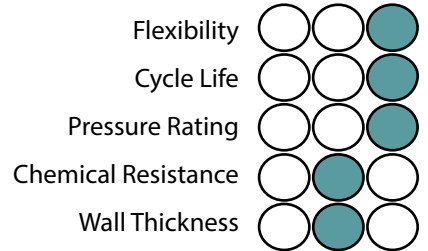
**Cover:** Black polyurethane outer cover.

**Reinforcement:** Single braid of polyester fibre.

**Size Available:** 3/16" - 1"

**Temperature:** -40°C +100°C

Low | Med | High



### Construction

**Use:**

An all-purpose medium pressure hose suitable for many hydraulic and pneumatic systems. Compatible with hydraulic oils, grease, fuel oils, mineral oils and most phosphate esters.

**Standards:**

EN 853 2SN



### Specifications

Part Number	Size	Nominal Dia.		Max. Working Pressure		Min. Burst Pressure		Bend Radius
	inch	I.D (mm)	O.D (mm)	Bar	kPa	Bar	kPa	mm
IH-RR7-03	3/16"	4.7	10.5	207	20700	827	82700	75
IH-RR7-04	1/4"	6.4	12.7	190	19000	190	19000	100
IH-RR7-06	3/8"	9.6	16.3	155	15500	620	62000	127
IH-RR7-08	1/2"	12.7	20.1	138	13800	552	55200	178
IH-RR7-10	5/8"	15.9	24.4	103	10300	412	41200	203
IH-RR7-12	3/4"	19.0	26.4	86	8600	345	34500	254
IH-RR7-16	1"	25.4	33.3	69	6900	276	27600	305

### Applications





# RUBBER & COMPOSITE HOSE

## Rubber Hose - Hydraulic

### SAE 100 R12

**Part No.:** IH-RR12

**Colour:** Black

**Tube:** Synthetic oil resistant rubber.

**Cover:** Synthetic rubber - abrasion, ozone and weather resistant.

**Reinforcement:** 4 high tensile steel wire spirals.

**Size Available:** 3/8" - 2"

**Temperature:** -40°C +100°C

Low | Med | High

Flexibility

Cycle Life

Pressure Rating

Chemical Resistance

Wall Thickness

### Construction

**Use:**

Very high pressure hydraulics.



**Standards:**

EN 856

### Specifications

Part Number	Size	Nominal Dia.		Max. Working Pressure		Min. Burst Pressure		Bend Radius
	inch	I.D (mm)	O.D (mm)	Bar	kPa	Bar	kPa	mm
IH-RR12-06	3/8"	9.5	20.1	276	27600	1100	110000	127
IH-RR12-08	1/2"	12.7	23.6	276	27600	1100	110000	178
IH-RR12-10	5/8"	15.9	27.2	276	27600	1100	110000	203
IH-RR12-12	3/4"	19.0	30.5	276	27600	1100	110000	241
IH-RR12-16	1"	25.4	37.8	276	27600	1100	110000	305
IH-RR12-20	1 1/4"	31.8	46.8	207	20700	825	82500	419
IH-RR12-24	1 1/2"	38.1	53.3	172	17200	625	62500	508
IH-RR12-32	2"	50.8	66.5	172	17200	625	62500	635

### Applications



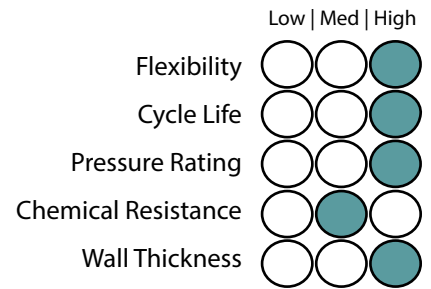
9  
8  
7  
6  
5  
4  
3  
2  
1

RUBBER & COMPOSITE HOSE

## Rubber Hose - Hydraulic


### SAE 100 R13/EN856

**Part No.:** IH-RR13  
**Colour:** Black  
**Tube:** Oil resistant synthetic rubber.  
**Cover:** Synthetic rubber - abrasion, ozone and weather resistant.  
**Reinforcement:** 4 or 6 high tensile steel wire spirals.  
**Size Available:** 3/8" - 2"  
**Temperature:** -40°C +100°C



### Construction

**Use:**  
 Extremely high pressure hydraulics.



**Standards:**  
 EN 856

### Specifications

Part Number	Size	Nominal Dia.		Braid Layers No.	Max. Working Pressure		Min. Burst Pressure		Bend Radius mm
		I.D (mm)	O.D (mm)		Bar	kPa	Bar	kPa	
IH-RR13-06	3/8"	9.5	22.4	4	690	69000	2760	276000	152
IH-RR13-08	1/2"	12.7	25.5	4	517	51700	2070	207000	200
IH-RR13-12	3/4"	19	31.9	4	345	34500	1380	138000	241
IH-RR13-16	1"	25.4	38.5	4	345	34500	1380	138000	305
IH-RR13-20	1 1/4"	31.8	49.6	6	345	34500	1380	138000	419
IH-RR13-24	1 1/2"	38.1	57.1	6	345	34500	1380	138000	508
IH-RR13-32	2"	50.8	70.9	6	345	34500	1380	138000	635

### Applications







# RUBBER & COMPOSITE HOSE

## Rubber Hose - Hygienic Food Grade

### Edible Oil Hose

**Part No.:** IH-EHOH

**Tube:** White (NBR), compounded from material which meets FDA requirements.

**Reinforcement:** Single wire braid for additional safety from mechanical damage and kinking. Also aids in heat transfer for prolonged service life.

**Cover:** Grey (NBR) Meets FDA requirements.

**Size Available:** 1/2" - 3/4" (Larger sizes upon Request)

**Temperature:** -30°C +135°C (177°C Intermittent)

Low | Med | High

Flexibility

Cycle Life

Pressure Rating

Chemical Resistance

Wall Thickness

### Construction

**Use:**

Edible liquids, vegetable oils, salad dressings, vinegar, mustard and meat products requiring a sanitary hose which will not impair taste. Excellent for service with hot oil fat filters and fryers.



### Specifications

Part Number	Nominal Dia.			Working Pressure		Min. Bend Radius	Weight Per Mtr
	Inches	I.D (mm)	O.D (mm)	kPa	psi	mm	kg.
IH-EHOH-08	1/2"	6	25.9	1723	250	150	0.69
IH-EHOH-10	5/8"	15	28.9	1723	250	175	0.76
IH-EHOH-12	3/4"	20	32.1	1723	250	200	0.87

### Applications



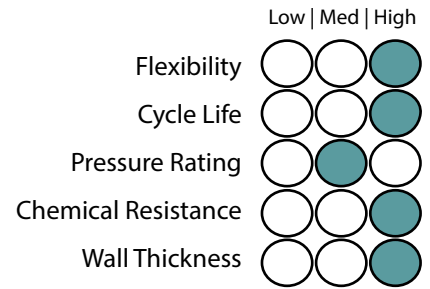
9  
8  
7  
6  
5  
4  
3  
2  
1

RUBBER & COMPOSITE HOSE

## Rubber Hose - Hygienic Food Grade

### Milk Tanker - Hard Wall

**Part No.:** IH-RMT  
**Tube:** White NR  
**Reinforcement:** High textile cords with embedded steel helix wire  
**Cover:** Blue NR/EPDM - abrasion, ozone and oil resistant  
**Size Available:** 1" - 4" (Larger sizes upon Request)  
**Temperature:** -40°C +80°C  
**Safety Factor:** 3:1



### Construction

**Use:**

Liquid food and suction and delivery.  
 Special construction for maximum flexibility in milk tanker applications. Sterilize with 5% soda solution.



**Standards:**

FDA

### Specifications

Part Number	Nominal Dia.			Working Pressure		Min. Bend Radius	Vacuum	Weight Per Mtr
	Inches	I.D (mm)	O.D (mm)	kPa	psi	mm	%	kg.
IH-RMT-25	1"	25	35	1034	150	50	100	0.730
IH-RMT-32	1 1/4"	32	42	1034	150	64	100	0.900
IH-RMT-38	1 1/2"	38	48	1034	150	76	100	1.040
IH-RMT-40	1 9/16"	40	50	1034	150	80	100	1.090
IH-RMT-42	1 5/8"	42	52	1034	150	88	100	1.100
IH-RMT-45	1 3/4"	45	52	1034	150	90	100	1.130
IH-RMT-50	2"	51	61	1034	150	100	100	1.420
IH-RMT-65	2 1/2"	63	75	1034	150	126	100	2.010
IH-RMT-80	3"	76	88	1034	150	228	90	2.590
IH-RMT-100	4"	102	116	1034	150	306	90	3.850



# RUBBER & COMPOSITE HOSE

## Rubber Hose - Hygienic Food Grade - Feedflex

### Feedflex Milk Suction & Delivery Hose

**Part No.:** IH-MILK-B

**Tube:** White, smooth NBR rubber compound, food quality odourless and taste free

**Reinforcement:** High strength synthetic plies with steel wire spirals

**Cover:** Blue, corrugated, cloth impression NBR rubber, resistant to abrasion, ozone and weather

**Size Available:** 1-1/4" to 6" (Larger sizes upon Request)

**Temperature:** -40°C +80°C sterilization at 110°C for 30 minutes

**Safety Factor:** 3:1

Low | Med | High

Flexibility

Cycle Life

Pressure Rating

Chemical Resistance

Wall Thickness


### Construction

**Use:**

Suction and delivery hose for milk and fatty foods, very flexible

**Standards:**

FDA title 21 art.177.2600 (f) for fatty foods, BfR, ADI free, PHTHALATE free, D.M. 21/03/73, CE 1935/2004



### Specifications

Part Number	Nominal Dia.			Working Pressure		Min. Bend Radius	Vacuum	Weight
	Inches	I.D (mm)	O.D (mm)	kPa	psi	mm	Bar	Kg/m
IH-25-MILK-B	1"	25	35	1034	150	50	0.9	0.73
IH-32-MILK-B	1 1/4"	32	44	1034	150	80	0.9	1.00
IH-38-MILK-B	1 1/2"	38	50	1034	150	125	0.9	1.26
IH-51-MILK-B	2"	51	65	1034	150	150	0.9	1.85
IH-63-MILK-B	2 1/2"	63.5	77	1034	150	160	0.9	2.10
IH-76-MILK-B	3"	76	92	1034	150	190	0.9	2.90
IH-102-MILK-B	4"	102	118	1034	150	200	0.9	4.10
IH-152-MILK-B	6"	152	172	1034	150	425	0.9	8.30

**Alternative products:**

Refer to Encapsulated PTFE - Page 15

### Applications



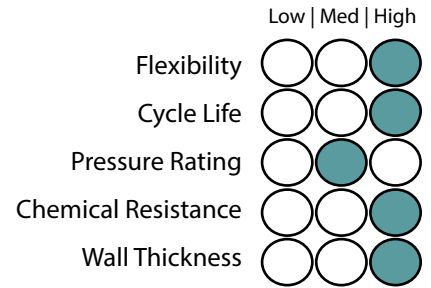
9  
8  
7  
6  
5  
4  
3  
2  
1

RUBBER & COMPOSITE HOSE

## Rubber Hose - Hygienic Food Grade

### Liquid Suction

**Part No.:** IH-RFS  
**Tube:** White NR  
**Reinforcement:** High textile cords with embedded steel helix wire  
**Cover:** Red SBR/EPDM - abrasion and ozone resistant  
**Size Available:** 1" - 4" (Larger sizes upon Request)  
**Temperature:** -30°C +80°C  
**Safety Factor:** 3:1



### Construction

**Use:**

Liquid food and alcoholic beverages suction and delivery - max 50% proof. Special construction for maximum flexibility. Sterilize with 5% soda solution.



**Standards:**

FDA

### Specifications

Part Number	Nominal Dia.			Working Pressure		Min. Bend Radius	Vacuum	Weight Per Mtr
	Inches	I.D (mm)	O.D (mm)	kPa	psi	mm	%	kg.
IH-RFS-23	1"	23	37	1034	150	75	100	0.910
IH-RFS-38	1 1/2"	38	50	1034	150	114	100	1.250
IH-RFS-40	1 9/16"	40	52	1034	150	120	100	1.300
IH-RFS-51	2"	51	63	1034	150	153	100	1.610
IH-RFS-76	3"	76	88	1034	150	228	90	2.530
IH-RFS-102	4"	102	116	1034	150	306	90	3.510

### Applications





# RUBBER & COMPOSITE HOSE

## Rubber Hose - Hygienic Food Grade - Feedflex

### Feedflex Beverage Suction & Delivery

**Part No.:** IH-BEV-R

**Tube:** White, smooth butyl rubber compound, food quality odourless and taste free

**Reinforcement:** High strength synthetic plies with steel wire spirals

**Cover:** Red, corrugated, cloth impression EPDM rubber, resistant to abrasion, ozone and weather

**Size Available:** 1-1/4" - 4" (Larger sizes upon Request)

**Temperature:** -40°C +120°C sterilization at 110°C for 30 minutes

**Safety Factor:** 3:1

Low | Med | High

Flexibility

Cycle Life

Pressure Rating

Chemical Resistance

Wall Thickness


### Construction

**Use:**

Suction and delivery hose for beer, wine, alcohol, soft drinks, very flexible

**Standards:**

FDA title 21 art.177.2600 (e) for liquid foods, BfR, ADI free, PHTHALATE free, CE 1935/2004



### Specifications

Part Number	Nominal Dia.			Working Pressure		Min. Bend Radius	Vacuum	Weight
	Inches	I.D (mm)	O.D (mm)	kPa	psi	mm	Bar	Kg/m
IH-25-BEV-R	1"	25		1241	180	85	0.9	0.82
IH-32-BEV-R	1 1/4"	32	44	1241	180	115	0.9	1.04
IH-38-BEV-R	1 1/2"	38	50	1241	180	140	0.9	1.51
IH-51-BEV-R	2"	51	64	1241	180	195	0.9	1.95
IH-63-BEV-R	2 1/2"	63.5	80	1241	180	270	0.9	3.10
IH-76-BEV-R	3"	76	94	1241	180	285	0.9	3.60
IH-102-BEV-R	4"	102	120	1241	180	335	0.9	5.10

**Alternative products:**

Refer to Encapsulated PTFE - Page 15

### Applications



## Rubber Hose - Hygienic Food Grade

### Milk Tanker - Hard Wall Crush Resistant

**Part No.:** IH-RMTC  
**Tube:** White NR - abrasion resistant  
**Reinforcement:** High textile cords with antistatic wire  
**Cover:** Black conductive SBR/NR - abrasion and ozone resistant  
**Size Available:** 3" - 4 5/16" (Larger sizes upon Request)  
**Temperature:** -30°C +80°C  
**Safety Factor:** 3:1

Low | Med | High

Flexibility

Cycle Life

Pressure Rating

Chemical Resistance

Wall Thickness

### Construction

**Use:**

Bulk food and material delivery.  
 Specially designed for grain, flour and plastic pellets transfer.



**Standards:**

FDA

### Specifications

Part Number	Nominal Dia.			Working Pressure		Min. Bend Radius	Vacuum	Weight Per Mtr
	Inches	I.D (mm)	O.D (mm)	kPa	psi	mm	%	kg.
IH-RMTC-80	3"	75	93	517	75	-	-	2.380
IH-RMTC-90	3 1/2"	90	102	517	75	-	-	2.130
IH-RMTC-100	4"	100	120	517	75	-	-	3.550
IH-RMTC-102	4"	102	118	517	75	-	-	2.760
IH-RMTC-100	4"	102	120	517	75	-	-	3.180
IH-RMTC-110	4 5/16"	110	122	517	75	-	-	2.550

### Applications

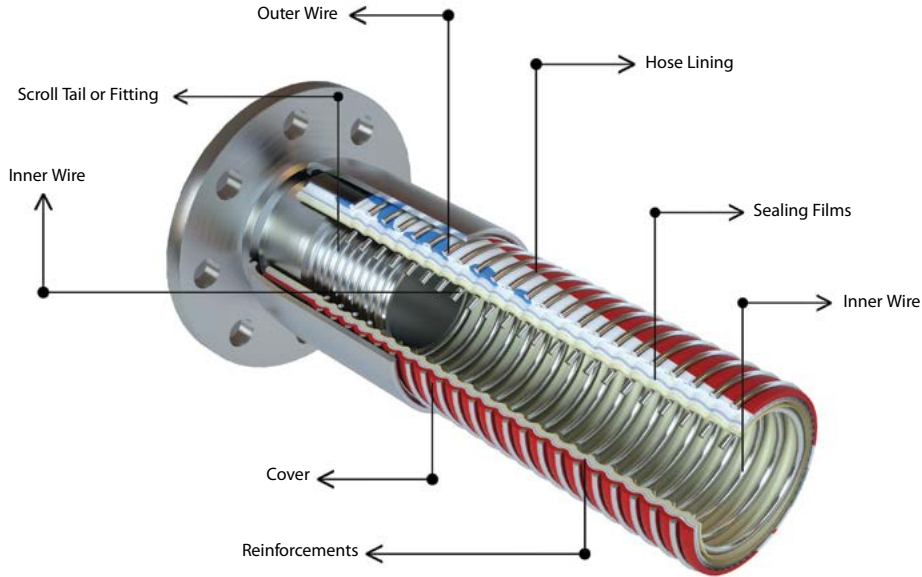




## Composite Hose Design

### Introduction

Composite hoses are made from quality materials. The inner films and fabrics provide optimum chemical resistance. Protected with the PVC impregnated outer covers, composite hoses provide the strength and versatility for all petrol and chemical applications.



Composite Hoses are designed to meet the most demanding transfer applications such as:

- Hydrocarbon
- Chemical
- Cryogenic

Composite hoses are reinforced offering strength, light weight, flexibility and versatility for variations in pressure, temperature and product conveyance compatibility. Composite Hose meets various Australian & International Standards and is available in sizes from 25mm – 250mm.


### Application

Transfer for road and rail tanker loading and discharging, storage tank and in-plant use  
 Conveyants – petrol, diesel, kerosene, black oils, tallow and heavy lubricating products  
 Ship-to-shore and ship-to-ship transfers, dock side and general shipboard use.

### Rope Lagging

All hoses can be supplied with rope lagging. It is necessary to specify at time of ordering. Polypropylene rope is used as lagging. Lagging insulates and protects the hose from abrasion and heat transfer.

Nominal Dia.		Rope Diameter	Weight
mm	inches	mm	Kg/M
25	1	8	0.48
32	1 1/4	8	0.65
39	1 1/2	8	0.70
51	2	8	0.80
63	2 1/2	10	1.25
76	3	10	1.50
102	4	10	2.00
152	6	12	2.90



## Composite Hose Design

### Hose Assemblies

Due to the often hazardous conveyance used it is recommended that composite hose should only be used with properly fixed fittings. Composite hoses are normally fitted by the wire whipped method or by external crimp. All hoses have a 6 to 1 safety factor.

### Testing

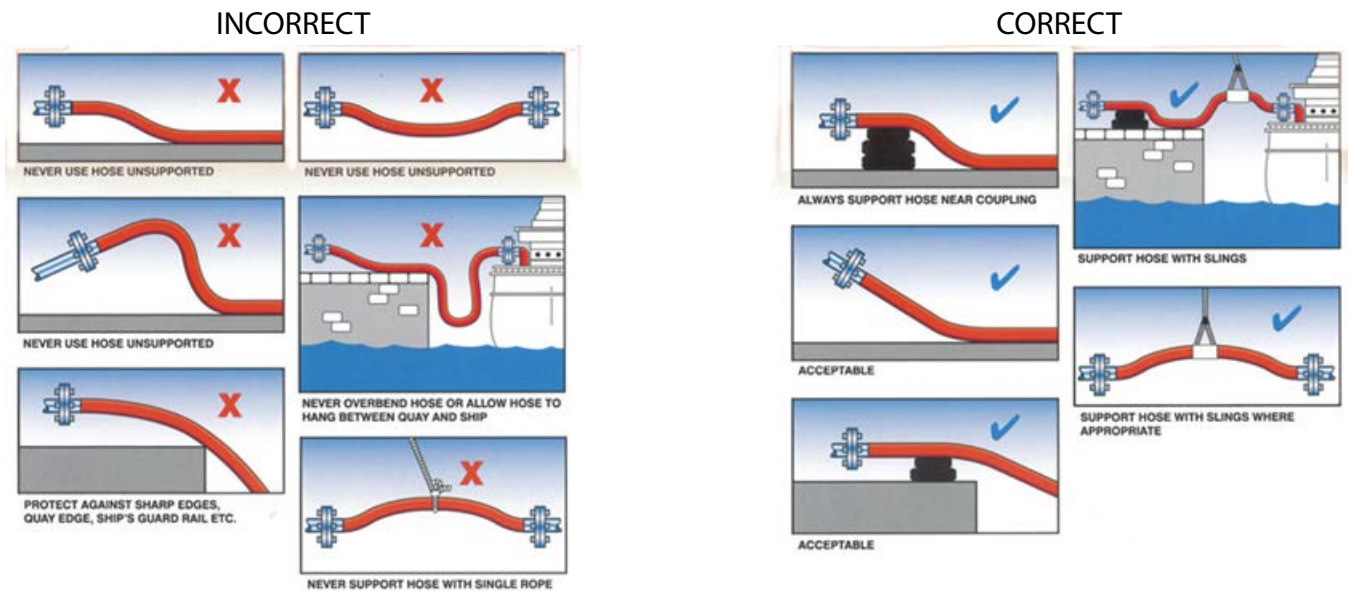
All hose assemblies must be pressure tested hydrostatically to one and a half times the maximum recommended working pressure and electrically tested to confirm continuity per:

- AS2683, AS2594, AS1180, AS2117
- BSEN13765:2010, BS5842:1980
- EN13766:2010, EN ISO 8031:2009, EN ISO 1402

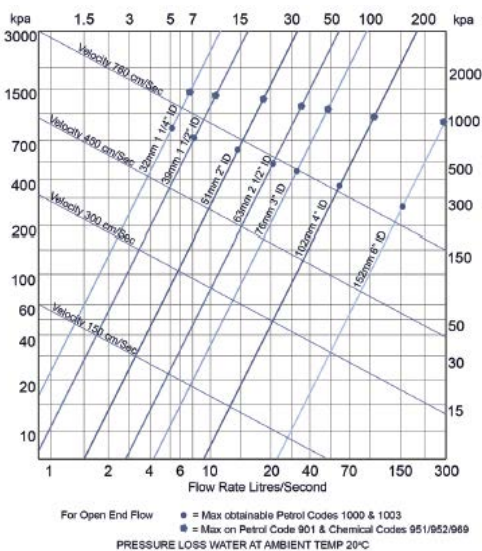
### Fittings

A wide range of fittings can be supplied such as Camlocks, Screwed fittings, flanges etc. Material fittings - Stainless Steel, Aluminum, Custom.

## Composite Hose Handling Guide



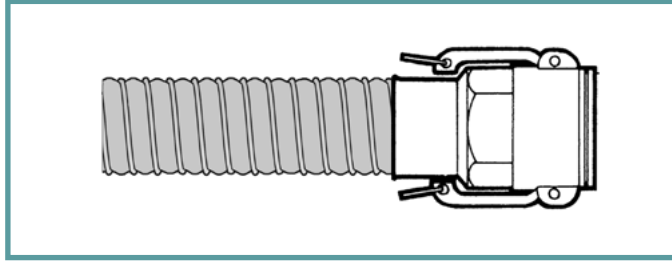
### Pressure Loss Flow Chart



## Fittings for Composite Hose (Swagged or Wire Whipped)

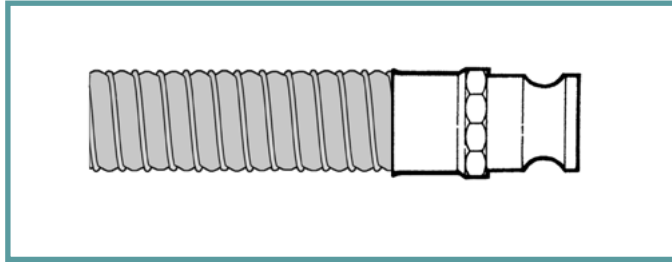
**QL2**

Female Camlock



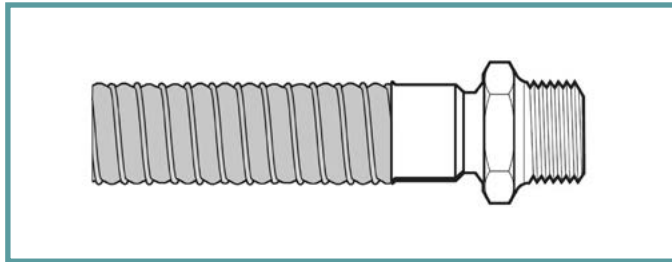
**QL1**

Male Camlock



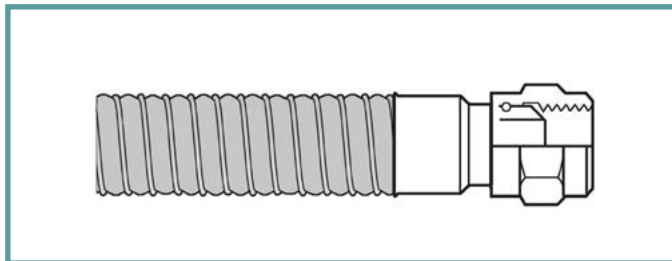
**AF1**

Fixed Male



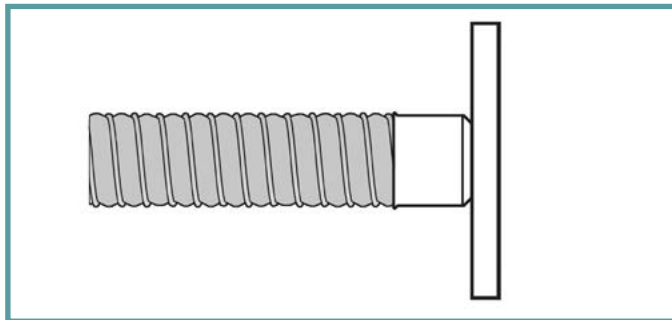
**AF2**

Swivel Female



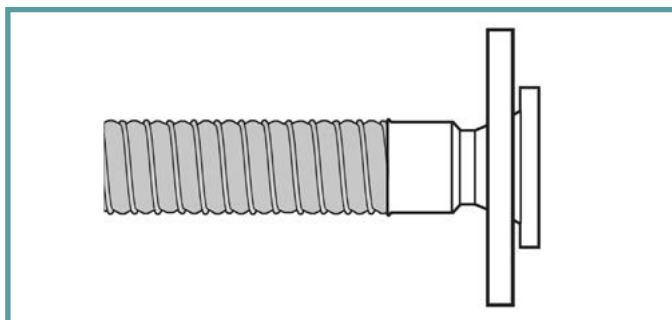
**AF3**

Fixed Flange



**AF4**

Floating Flange



## Composite Hose - Petroleum

### Composite Hose - Code 1000

**Part No.:** CH-1000

**Colour:** Green / Yellow Stripe

**Inner Wire:** Galvanised Steel

**Reinforcement:** Polypropylene Fabric and Films

**Outer Wire:** Galvanised Steel

**Crimping:** Swagged or Wire Whipped

**Size Available:** 1" - 6"

(Larger sizes upon Request)

**Temperature:** -20°C +80°C

**Type:** 1

**Grade:** 3

**Electrical kind:** 1

Low | Med | High

Flexibility

Cycle Life

Pressure Rating

Chemical Resistance

Wall Thickness

### Construction

**Use:**

A robust but light weight hose designed for ease of use as a road tanker delivery hose for petrol, diesel and low viscosity oils.



**Standards:**

AS2683

### Specifications

Part Number	Nominal Dia.			Max. Working Pressure		Max. Burst Pressure		Min. Bend Radius	Weight Per Mtr
	Inches	I.D (mm)	O.D (mm)	kPa	psi	kPa	psi	mm	kg.
CH-1000-25	1"	25	32	700	101	2800	406	60	0.8
CH-1000-32	1 1/4"	32	38	700	101	2800	406	75	1.0
CH-1000-40	1 1/2"	39	48	700	101	2800	406	75	1.3
CH-1000-50	2"	51	63	700	101	2800	406	90	1.6
CH-1000-65	2 1/2"	63	75	700	101	2800	406	100	2.4
CH-1000-75	3"	76	90	700	101	2800	406	125	2.8
CH-1000-100	4"	102	112	700	101	2800	406	200	4.1
CH-1000-150	6"	152	170	700	101	2800	406	400	7.8

Safety Factor: 4:1 Standard Duty. (Burst Pressure: Working Pressure)

### Applications



## Composite Hose - Petroleum

### Composite Hose - Code 1003

**Part No.:** CH-1003

**Colour:** Yellow / Green Stripe

**Inner Wire:** Aluminium

**Reinforcement:** Polypropylene Fabric and Films

**Outer Wire:** Galvanised Steel

**Crimping:** Swagged or Wire Whipped

**Size Available:** 2" - 4"

(Larger sizes upon Request)

**Temperature:** -20°C +80°C

**Type:** 1

**Grade:** 3

**Electrical kind:** 1

Low | Med | High

Flexibility

Cycle Life

Pressure Rating


Chemical Resistance

Wall Thickness

### Construction

**Use:**

Its principal use is for gravity and low pressure delivery of petrol and diesel to forecourts from road tankers. Light weight makes operating and handling easy.



**Standards:**

AS2683

### Specifications

Part Number	Nominal Dia.			Max. Working Pressure		Max. Burst Pressure		Min. Bend Radius	Weight Per Mtr
	Inches	I.D (mm)	O.D (mm)	kPa	psi	kPa	psi	mm	kg.
CH-1003-50	2"	51	63	600	58	1600	232	90	1.25
CH-1003-65	2 1/2"	63	75	500	58	1600	232	100	1.75
CH-1003-75	3"	76	90	500	58	1600	232	125	2.0
CH-1003-100	4"	102	112	400	58	1600	232	200	2.5

Safety Factor: 4:1 Standard Duty. (Burst Pressure: Working Pressure)

### Applications





## Composite Hose - Petroleum

### Composite Hose - Code 901

**Part No.:** CH-901

**Colour:** Black

**Inner Wire:** Galvanised Steel

**Reinforcement:** Polypropylene Fabric and Films

**Outer Wire:** Galvanised Steel

**Crimping:** Swagged or Wire Whipped

**Size Available:** 1" - 6"

(Larger sizes upon Request)

**Temperature:** -20°C +80°C

**Type:** 2

**Grade:** 2

**Electrical kind:** A - Continuous

Low | Med | High

Flexibility

Cycle Life

Pressure Rating

Chemical Resistance

Wall Thickness

### Construction

**Use:**

A tough, high strength oil and petroleum transfer hose. Applications such as rail car loading and unloading, road tanker bottom loading, lubricating oil plant hose exchanges. The hose is lined and reinforced with polypropylene fabrics and sealed with polypropylene films. The cover is a wear and weatherproof layer of PVC coated polyester.



**Applicable Standards**

AS2117, BS5842:1980, EN13765, AS2683

### Specifications

Part Number	Nominal Dia.			Max. Working Pressure		Max. Burst Pressure		Min. Bend Radius	Weight Per Mtr
	Inches	I.D (mm)	O.D (mm)	kPa	psi	kPa	psi	mm	kg.
CH-901-25	1"	25	35	1400	203	5600	812	100	0.9
CH-901-32	1 1/4"	32	42	1400	203	5600	812	125	1.3
CH-901-40	1 1/2"	39	50	1400	203	5600	812	140	1.5
CH-901-50	2"	51	65	1200	174	4800	696	170	1.9
CH-901-65	2 1/2"	63	76	1000	145	4000	580	200	3.0
CH-901-75	3"	76	90	1000	145	4000	580	270	3.4
CH-901-100	4"	102	120	1000	145	4000	580	340	6.5
CH-901-150	6"	152	180	1000	145	4000	580	700	12.4

Safety Factor: 4:1 Standard Duty. (Burst Pressure: Working Pressure)

### Applications







# RUBBER & COMPOSITE HOSE

## Composite Hose - Vapour Recovery

### Composite Hose - Code 400 Vapour

**Part No.:** CH-400

**Colour:** Standard Black / Yellow Stripe

**Inner Wire:** Galvanised Steel

**Reinforcement:** Polypropylene Fabric and Films

**Outer Wire:** Galvanised Steel

**Crimping:** Swagged or Wire Whipped

**Size Available:** 4"

(Larger sizes upon Request)

**Temperature:** -20°C +80°C

**Type:** 1

**Grade:** 3

**Electrical kind:** 1

Low | Med | High

Flexibility

Cycle Life

Pressure Rating


Chemical Resistance

Wall Thickness

### Construction

**Use:**

Built for vapour return of hydrocarbon products in marine, road and rail tanker operations. Suitable for the collection or transfer of hydrocarbon vapors within the oil industry. Vapour hoses are robust, but light weight and extremely flexible.



**Applicable Standards**

AS2683, BSEN13765: Type 1

### Specifications

Part Number	Nominal Dia.			Max. Working Pressure		Max. Burst Pressure		Min. Bend Radius	Weight Per Mtr
	Inches	I.D (mm)	O.D (mm)	kPa	psi	kPa	psi	mm	kg.
CH-400-100	4'	102	112	400	58	1600	232	200	4.1

Safety Factor: 4:1 Standard Duty. (Burst Pressure: Working Pressure)

### Applications



## Composite Hose - Chemical

### Composite Hose - Code 951

**Part No.:** CH-951

**Colour:** Standard Grey / Red Stripe

**Inner Wire:** Polypropylene Coated Steel

**Reinforcement:** Polypropylene Fabric and Films

**Outer Wire:** Galvanised Steel

**Crimping:** Swagged or Wire Whipped

**Size Available:** 1" - 4"

(Larger sizes upon Request)

**Temperature:** -20°C +80°C

**Type:** 2/3

**Grade:** 2

**Electrical kind:** B - Discontinuous

Low | Med | High

Flexibility

Cycle Life

Pressure Rating

Chemical Resistance

Wall Thickness

### Construction

#### Use:

Manufactured from multiple layers of polypropylene fabrics and films. Some typical applications are in plant transfer of liquid chemicals, vegetable and mineral oils and loading and unloading of these products to and from road tankers, rail tankers and marine tanker ships.



#### Applicable Standards

AS2117, BSEN13765: Type 3, BS5842:1980, AS2594

### Specifications

Part Number	Nominal Dia.			Max. Working Pressure		Max. Burst Pressure		Min. Bend Radius	Weight Per Mtr
	Inches	I.D (mm)	O.D (mm)	kPa	psi	kPa	psi	mm	kg.
CH-951-25	1"	25	38	1400	203	5600	812	100	0.9
CH-951-32	1 1/4"	32	45	1400	203	5600	812	125	1.3
CH-951-40	1 1/2"	39	50	1400	203	5600	812	140	1.5
CH-951-50	2"	51	65	1200	174	4800	696	170	1.8
CH-951-63	2 1/2"	63	78	1000	145	4000	580	200	2.7
CH-951-75	3"	76	92	1000	145	4000	580	270	3.3
CH-951-100	4"	102	120	1000	145	4000	580	340	6.3

Safety Factor: 4:1 Standard Duty. (Burst Pressure: Working Pressure)

### Applications





# RUBBER & COMPOSITE HOSE

## Composite Hose - Chemical

### Composite Hose - Code 952

**Part No.:** CH-952

**Colour:** Standard Grey / Blue Stripe

**Inner Wire:** Polypropylene Coated Steel

**Reinforcement:** Polypropylene Fabric and Films

**Outer Wire:** Stainless Steel

**Crimping:** Swagged or Wire Whipped

**Size Available:** 1" -4"

(Larger sizes upon Request)

**Temperature:** -20°C +80°C

**Type:** 2/3

**Grade:** 2

**Electrical kind:** B - Discontinuous

Low | Med | High

Flexibility

Cycle Life

Pressure Rating

Chemical Resistance

Wall Thickness

### Construction

**Use:**

This hose is identical in its construction to CODE 951 with the exception of having an outer wire of stainless steel. Like CODE 951, CODE 952 is typically used in applications involving plant transfer of liquid chemicals, vegetable and mineral oils and loading and unloading of these products to and from, road tankers, rail tankers and marine tanker ships.



**Applicable Standards**

AS2117, BSEN13765: Type 3, BS5842:1980, AS2594

### Specifications

Part Number	Nominal Dia.			Max. Working Pressure		Max. Burst Pressure		Min. Bend Radius	Weight Per Mtr
	Inches	I.D (mm)	O.D (mm)	kPa	psi	kPa	psi	mm	kg.
CH-952-25	1"	25	38	1400	203	5600	812	100	0.9
CH-952-32	1 1/4"	32	45	1400	203	5600	812	125	1.3
CH-952-40	1 1/2"	39	50	1400	203	5600	812	140	1.5
CH-952-50	2"	51	65	1200	174	4800	696	170	1.8
CH-952-65	2 1/2"	63	78	1000	145	4000	580	200	2.7
CH-952-75	3"	76	92	1000	145	4000	580	270	3.3
CH-952-100	4"	102	120	1000	145	4000	580	340	6.3

Safety Factor: 4:1 Standard Duty. (Burst Pressure: Working Pressure)

### Applications



## Composite Hose - Chemical

### Composite Hose - Code 969

**Part No.:** CH-969

**Colour:** Orange / Blue Stripe

**Inner Wire:** Stainless Steel

**Reinforcement:** Polypropylene Fabric and Films

**Outer Wire:** Galvanised Steel

**Crimping:** Swagged or Wire Whipped

**Size Available:** 1" - 6" (Larger sizes upon Request)

**Temperature:** -20°C +80°C

**Type:** 2/3

**Grade:** 2

**Electrical kind:** A - Continuous

Low | Med | High

Flexibility

Cycle Life

Pressure Rating


Chemical Resistance

Wall Thickness

### Construction

#### Use:

Manufactured from multiple layers of polypropylene fabrics and films. The inner wire helix is stainless steel 316. The outer wire helix is galvanised steel. Again, CODE 969 is typically used in applications involving plant transfer of liquid chemicals, vegetable and mineral oils and loading and unloading of these products to and from, road tankers, rail tankers and marine tanker ships.



#### Applicable Standards

AS2117, BSEN13765:Type 3, BS5842:1980, AS2594

### Specifications

Part Number	Nominal Dia.			Max. Working Pressure		Max. Burst Pressure		Min. Bend Radius	Weight Per Mtr
	Inches	I.D (mm)	O.D (mm)	kPa	psi	kPa	psi	mm	kg.
CH-969-25	1"	25	38	1400	203	5600	812	100	0.9
CH-969-32	1 1/4"	32	45	1400	203	5600	812	125	1.3
CH-969-40	1 1/2"	39	50	1400	203	5600	812	140	1.5
CH-969-50	2"	51	65	1200	174	4800	696	170	1.9
CH-969-65	2 1/2"	63	78	1000	145	4000	580	200	3
CH-969-75	3"	76	92	1000	145	4000	580	270	3.4
CH-969-100	4"	102	120	1000	145	4000	580	340	6.5
CH-969-150	6"	152	180	1000	145	4000	580	700	12.4

Safety Factor: 4:1 Standard Duty. (Burst Pressure: Working Pressure)

### Applications



## Composite Hose - Chemical

### Composite Hose - Code 969ASS

**Part No.:** CH-969ASS

**Colour:** Orange / Blue Stripe

**Inner Wire:** Stainless Steel

**Reinforcement:** Polypropylene Fabric and Films

**Outer Wire:** Stainless Steel

**Crimping:** Swagged or Wire Whipped

**Size Available:** 1" - 4" (Larger sizes upon Request)

**Temperature:** -20°C +80°C

**Type:** 2/3

**Grade:** 2

**Electrical kind:** A - Continuous

Low | Med | High

Flexibility

Cycle Life

Pressure Rating


Chemical Resistance

Wall Thickness

### Construction

**Use:**

This hose is identical in its construction to CODE 969 with the exception of having an outer wire of stainless steel 316. Like CODE 969, CODE 969ASS is typically used in applications involving plant transfer of liquid chemicals, vegetable and mineral oils and loading and unloading of these products to and from, road tankers, rail tankers and marine tanker ships.



**Applicable Standards**

AS2117, BSEN13765: Type 3, BS5842:1980, AS2594

### Specifications

Part Number	Nominal Dia.			Max. Working Pressure		Max. Burst Pressure		Min. Bend Radius	Weight Per Mtr
	Inches	I.D (mm)	O.D (mm)	kPa	psi	kPa	psi	mm	kg.
CH-969ASS-25	1"	25	38	1400	203	5600	812	100	0.9
CH-969ASS-40	1 1/2"	39	50	1400	203	5600	812	140	1.5
CH-969ASS-50	2"	51	65	1400	203	5600	812	170	1.8
CH-969ASS-65	2 1/2"	63	78	1200	174	4800	696	200	2.7
CH-969ASS-75	3"	76	92	1000	145	4000	580	270	3.3
CH-969ASS-100	4"	100	120	1000	145	4000	580	340	6.3
CH-969ASS-150	6"	152	180	1000	145	4000	580	700	12.2

Safety Factor: 4:1 Standard Duty. (Burst Pressure: Working Pressure)

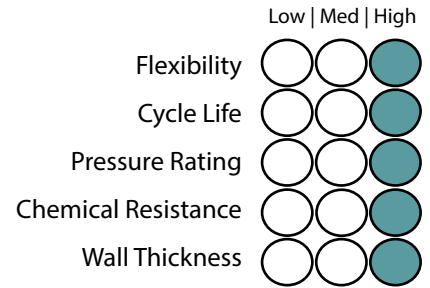
### Applications



## Composite Hose - Chemical

### Composite Hose - 900HD PTFE

**Part No.:** CH-PTFE900  
**Colour:** Purple / Yellow Stripe  
**Inner Wire:** PVDF Coated Stainless Steel  
**Lining:** White PVDF high wall thickness  
**Cover:** FEP seamless tubular extruded film  
**Reinforcement:** Polyester Fabrics  
**Outer Wire:** Stainless Steel  
**Crimping:** Swagged or Wire Whipped  
**Size Available:** 3/4" - 12"  
**Temperature:** -40°C +125°C



### Construction

#### Use:

Designed for very aggressive chemicals. It is used in such applications as transfer of all the Chlorine derivatives, Hydrochloric acid, Nitric and Sulphuric acid. Heavy Duty construction, can be used in general for the most arduous Industrial and Marine applications.



#### Applicable Standards

EN 13765:2010 TYPE 3, EN ISO 1746

### Specifications

Part Number	Nominal Dia.		Max. Working Pressure		Max. Burst Pressure		Min. Bend Radius	Weight Per Mtr
	Inches	I.D (mm)	kPa	psi	kPa	psi	mm	kg.
CH-PTFE900HD-20	3/4"	20	2000	300	10000	1500	75	0.63
CH-PTFE900HD-25	1"	25	2000	300	10000	1500	100	0.77
CH-PTFE900HD-32	1 1/4"	32	2000	300	10000	1500	125	1.05
CH-PTFE900HD-40	1 1/2"	40	2000	300	10000	1500	140	1.33
CH-PTFE900HD-50	2"	50	2000	300	10000	1500	180	2.04
CH-PTFE900HD-65	2 1/2"	65	2000	300	10000	1500	220	2.75
CH-PTFE900HD-80	3"	75	2000	300	10000	1500	180	3.15
CH-PTFE900HD-100	4"	100	2000	300	10000	1500	400	4.74
CH-PTFE900HD-150	6"	150	2000	300	10000	1500	574	10.00
CH-PTFE900HD-200	8"	200	2000	300	10000	1500	800	12.85
CH-PTFE900HD-250	10"	250	2000	300	10000	1500	1000	20.85
CH-PTFE900HD-300	12"	300	2000	300	10000	1500	1200	31.69

Safety Factor: 5:1 Standard Duty. (Burst Pressure: Working Pressure)

### Applications





## Composite Hose - Chemical

### Composite Hose - 300SD PTFE

**Part No.:** CH-PTFE300SD

**Colour:** Red / Yellow Stripe

**Inner Wire:** 316 Stainless Steel

**Lining:** ECTFE films

**Cover:** Polivinyll coated polyester fabric cover

**Reinforcement:** Polyethylene films

**Outer Wire:** 316 Stainless Steel

**Crimping:** Swagged or Wire Whipped

**Size Available:** 1 1/2" - 8"

**Temperature:** -40°C +125°C

Low | Med | High

Flexibility

Cycle Life

Pressure Rating

Chemical Resistance

Wall Thickness

### Construction

**Use:**

General purpose Standard Duty hose suitable for the safe transfer of a wide variety of Chemicals under suction or pressure where the chemical resistance of polypropylene is inadequate. Commonly used for loading and unloading of road and rail tankers, storage tank and in-plant applications.



**Applicable Standards**

EN 13765:2010, AS2682, AS2117

### Specifications

Part Number	Nominal Dia.		Max. Working Pressure		Max. Burst Pressure		Min. Bend Radius	Weight Per Mtr
	Inches	I.D (mm)	kPa	psi	kPa	psi	mm	kg.
CH-PTFE300SD-40	1 1/2"	40	1400	200	7000	1015	140	1.33
CH-PTFE300SD-50	2"	50	1400	200	7000	1015	180	2.04
CH-PTFE300SD-65	2 1/2"	65	1400	200	7000	1015	220	2.75
CH-PTFE300SD-80	3"	75	1400	200	7000	1015	180	3.15
CH-PTFE300SD-100	4"	100	1400	200	7000	1015	400	4.74
CH-PTFE300SD-150	6"	150	1400	200	7000	1015	574	10.00
CH-PTFE300SD-200	8"	200	1400	200	7000	1015	800	12.85

Safety Factor: 5:1 Standard Duty. (Burst Pressure: Working Pressure)

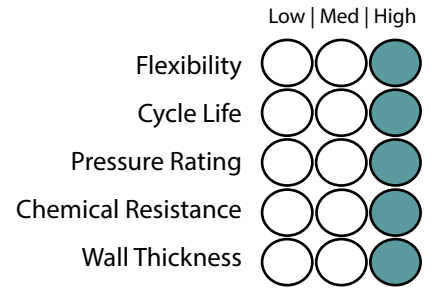
### Applications



## Composite Hose - Chemical

### Composite Hose - Code 300HD PTFE


**Part No.:** CH-PTFE300HD  
**Colour:** Red / Yellow Stripe  
**Inner Wire:** 316 Stainless Steel  
**Lining:** FEP tubular extruded film  
**Cover:** Thermoplastic films  
**Reinforcement:** Thermoplastic films  
**Outer Wire:** 316 Stainless Steel  
**Crimping:** Swagged or Wire Whipped  
**Size Available:** 3/4" - 12"  
**Temperature:** -40°C +125°C



### Construction

#### Use:

Heavy Duty construction for aggressive chemicals Suction & Delivery. Used for Ship to Shore and Ship to Ship, Dock side and in general for the most arduous Industrial and Marine applications.



#### Applicable Standards

EN 13765:2010, AS2682, AS2117

### Specifications

Part Number	Nominal Dia.		Max. Working Pressure		Max. Burst Pressure		Min. Bend Radius	Weight Per Mtr
	Inches	I.D (mm)	kPa	psi	kPa	psi	mm	kg.
CH-PTFE300HD-20	3/4"	20	1400	200	7000	1015	75	0.63
CH-PTFE300HD-25	1"	25	1400	200	7000	1015	100	0.77
CH-PTFE300HD-32	1 1/4"	32	1400	200	7000	1015	125	1.05
CH-PTFE300HD-40	1 1/2"	38	1400	200	7000	1015	140	1.33
CH-PTFE300HD-50	2"	50	1400	200	7000	1015	180	2.04
CH-PTFE300HD-65	2 1/2"	65	1400	200	7000	1015	220	2.75
CH-PTFE300HD-80	3"	80	1400	200	7000	1015	280	3.15
CH-PTFE300HD-100	4"	100	1400	200	7000	1015	400	4.74
CH-PTFE300HD-150	6"	150	1400	200	7000	1015	550	10.50
CH-PTFE300HD-200	8"	200	1400	200	7000	1015	800	12.85
CH-PTFE300HD-250	10"	250	1400	200	7000	1015	1000	20.96
CH-PTFE300HD-300	12"	300	1400	200	7000	1015	1200	31.69

Safety Factor: 5:1 Standard Duty. (Burst Pressure: Working Pressure)

### Applications



## Composite Hose - Chemical

### Composite Hose - ECTFE

**Part No.:** CH-ECTFE

**Colour:** Blue / White Stripe

**Inner Wire:** 316 Stainless Steel

**Lining:** ECTFE

**Cover:** PVC Coated Polyester Cloth

**Reinforcement:** Polyester Fabrics

**Outer Wire:** 316 Stainless Steel

**Crimping:** Swagged or Wire Whipped

**Size Available:** 4" - 10"

**Temperature:** -30°C +80°C

**Type:** 2/3

**Grade:** 2

**Electrical kind:** B - Discontinuous

Low | Med | High

Flexibility

Cycle Life

Pressure Rating

Chemical Resistance

Wall Thickness

### Construction

**Use:**

Designed for suction and discharge of the most aggressive chemicals and searching solvents and is generally used where the chemical resistance of polypropylene is inadequate.

This hose is extremely robust and is used predominantly for ship to shore/ship to ship operations, and for the most demanding of plant duties. It can be used for the transfer of certain liquid food products.

**Applicable Standards**

BSEN13765:2010



### Specifications

Part Number	Nominal Dia.			Max. Working Pressure		Max. Burst Pressure		Min. Bend Radius	Weight Per Mtr
	Inches	I.D (mm)	O.D (mm)	kPa	psi	kPa	psi	mm	kg.
CH-ECTFE-100	4"	100	112	200	29	1000	145	6.4	0.9
CH-ECTFE-150	6"	150	180	200	29	1000	145	10.7	0.9
CH-ECTFE-200	8"	200	222	200	29	1000	145	15.0	0.9
CH-ECTFE-250	10"	250	285	150	21	750	108	20.5	0.9

Safety Factor: 5:1 Standard Duty. (Burst Pressure: Working Pressure)

### Applications

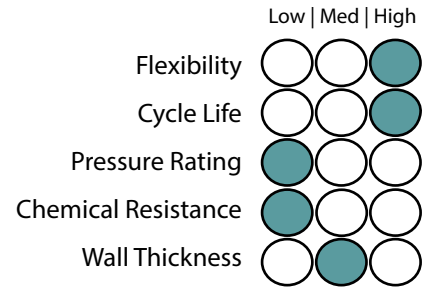


## Composite Hose - Bitumen

### Composite Hose - 966 Hot Bitumen

**Part No.:** CH-966  
**Colour:** Standard White  
**Inner Wire:** Galvanised Steel  
**Reinforcement:** Polypropylene Fabric and Films  
**Outer Wire:** Stainless Steel  
**Crimping:** Swagged or Wire Whipped  
**Size Available:** 3/4" - 3"  
(Larger sizes upon Request)  
**Temperature:** -20°C +180°C

**Type:** 1  
**Grade:** 3  
**Electrical kind:** 1



#### Construction

#### Use:

Designed for high temperature operation, this hose is ideal for the transfer of hot bitumen via gravity, suction or pressure. Suitable for use with bitumen up to 180°C. Suited for road tanker loading and discharge, in plant transfer, spraying and spray bar applications also suitable for conveying high aromatic content fuels.

- This hose is not recommended for use close to direct external radiant heat as the cover is not flame retardant.
- Hoses should be flushed with diesel or kerosene after use. Cleaning with steam or direct external heat is not recommended.



#### Applicable Standards

AS2117

#### Specifications

Part Number	Nominal Dia.			Max. Working Pressure		Max. Burst Pressure		Min. Bend Radius	Weight Per Mtr
	Inches	I.D (mm)	O.D (mm)	kPa	psi	kPa	psi	mm	kg.
CH-966-20	3/4"	19	28	700	101	2800	406	125	0.8
CH-966-25	1"	25	35	700	101	2800	406	125	0.9
CH-966-32	1 1/4"	32	43	700	101	2800	406	130	1.0
CH-966-40	1 1/2"	39	50	700	101	2800	406	150	1.5
CH-966-50	2"	51	68	600	87	2400	348	200	2.0
CH-966-65	2 1/2"	63	78	500	72	2000	290	250	2.8
CH-966-80	3"	76	90	500	72	2000	290	280	3.5

#### Alternative products:

- Refer to HYTAR Bitumen Fittings - Page 243
- Refer to Bitumen Stainless Steel Hose - Page 47
- Refer to Spray Bar specification - Page 39

Safety Factor: 4:1 Standard Duty. (Burst Pressure: Working Pressure)

#### Applications





# RUBBER & COMPOSITE HOSE

## Composite Hose - Aviation

### Composite Hose - 700 Aviation

**Part No.:** CH-AVA

**Colour:** Black / Green Stripe

**Inner Wire:** Stainless Steel

**Reinforcement:** Polypropylene Fabric and Films

**Outer Wire:** Black polypropylene coated galvanised

**Crimping:** Swagged or Wire Whipped

**Size Available:** 1 1/2" - 4"

(Larger sizes upon Request)

**Temperature:** -20°C +80°C

**Type:** 2

**Grade:** 1

**Electrical kind:** 1

Low | Med | High

Flexibility

Cycle Life

Pressure Rating

Chemical Resistance

Wall Thickness


### Construction

#### Use:

This range of high quality composite hoses is manufactured from multiple layers of polypropylene fabrics and films. The inner wire helix is stainless steel 316. AVA SG is the same design as CODE 969, but has a thinner wall thickness therefore the working pressure is decreased. AVA SG is designed for use as a delivery hose of aviation fuel.

#### Applicable Standards

AS2683



### Specifications

Part Number	Nominal Dia.			Max. Working Pressure		Max. Burst Pressure		Min. Bend Radius	Weight Per Mtr
	Inches	I.D (mm)	O.D (mm)	kPa	psi	kPa	psi	mm	kg.
CH-AVA-40	1 1/2"	39	48	700	101	2800	406	75	1.3
CH-AVA-50	2"	51	63	600	87	2400	348	90	1.6
CH-AVA-80	3"	76	90	500	72	2000	290	125	2.8
CH-AVA-100	4"	102	112	400	58	1600	232	200	4.1

Safety Factor: 4:1 Standard Duty. (Burst Pressure: Working Pressure)

### Applications





## Composite Hose - Fire Resistant

### Composite Hose - FireSafe

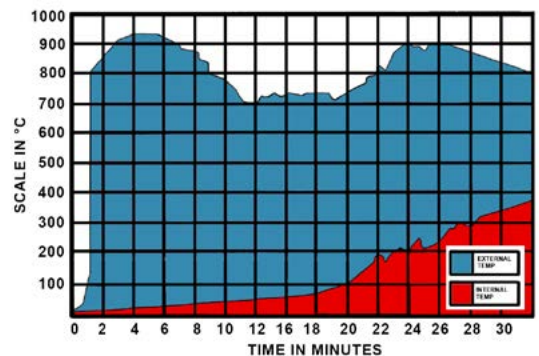
**Part No.:** CH-FIRESAFE  
**Colour:** Red / White Stripe  
**Inner Wire:** Galvanised Steel  
**Reinforcement:** Polypropylene Fabric and Films  
**Outer Wire:** Galvanised Steel  
**Crimping:** Swagged or Wire Whipped  
**Size Available:** 1" - 4"  
(Larger sizes upon Request)  
**Temperature:** -20°C +80°C

	Low   Med   High
Flexibility	<input type="radio"/> <input type="radio"/> <input checked="" type="radio"/>
Cycle Life	<input type="radio"/> <input type="radio"/> <input checked="" type="radio"/>
Pressure Rating	<input type="radio"/> <input checked="" type="radio"/> <input type="radio"/>
Chemical Resistance	<input type="radio"/> <input checked="" type="radio"/> <input type="radio"/>
Wall Thickness	<input type="radio"/> <input type="radio"/> <input checked="" type="radio"/>

### Construction

#### Use:

FIRESAFE composite hose utilizes a series of non asbestos barriers to conduct and radiate heat to achieve outstanding fire retardant ability. Rigorous testing by an independent agency has proven FIRESAFE hose still intact and capable of holding product after thirty (30) minutes of severe fire attack. The internal versus external temperature during this test showed an extremely low heat transfer rate maintaining an internal temperature of below 200 degrees Celsius with an external temperature over 800 degrees Celsius. Even after loss of integrity, FIRESAFE hose will not fail catastrophically. These characteristics coupled with better torque resistance and abrasion resistance compared to metallic flexible hose, make this a viable alternative for bottom loading/ drop hoses.



#### Applicable Standards

BSEN13765:2010  
 Approved and Tested by:  
 British Government Department of the Environment  
 British Fire Research Station  
 Swedish Fire Service

### Specifications

Part Number	Nominal Dia.		Max. Working Pressure		Max. Burst Pressure		Min. Bend Radius	Weight Per Mtr
	Inches	I.D (mm)	kPa	psi	kPa	psi	mm	kg.
CH-FIRESAFE-25	1"	25	1400	203	5600	812	100	0.8
CH-FIRESAFE-40	1 1/2"	38	1400	203	5600	812	140	1.2
CH-FIRESAFE-50	2"	50	1400	203	5600	812	180	1.9
CH-FIRESAFE-75	3"	75	1400	203	5600	812	280	2.5
CH-FIRESAFE-100	4"	100	1400	203	5600	812	395	5.2

Safety Factor: 4:1 Standard Duty. (Burst Pressure: Working Pressure)

### Applications





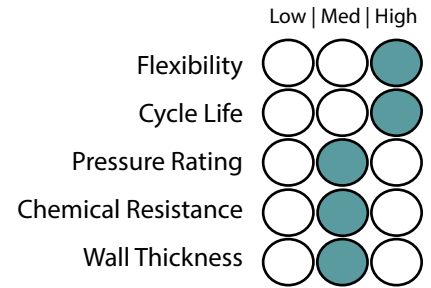


# RUBBER & COMPOSITE HOSE

## Composite Hose - Cryogenic

### Composite Hose - Cryogenic

**Part No.:** CRY  
**Colour:** Standard White  
**Inner Wire:** 316 Stainless Steel  
**Reinforcement:** Polyamide Polyester  
**Outer Wire:** 316 Stainless Steel  
**Crimping:** Swagged or Wire Whipped  
**Size Available:** 1" - 10"  
**Temperature:** -200°C +80°C



### Construction

**Use:**  
 With excellent resistance to the low temperatures required for transfer of liquid gases such as Liquefied Petroleum Gas (LPG), Liquefied Natural Gas (LNG), carbon dioxide, ammonia or ethylene. While specifically designed for cryogenic fluids, the hose is also suitable for use with a wide range of hazardous chemicals.



### Applicable Standards

EN13766:2010 Exceeds Class A  
 IMO IGC code  
 AS/NZ 1869  
 BSEN13766:2010

### Specifications

Part Number	Nominal Dia.		Max. Working Pressure		Max. Burst Pressure		Min. Bend Radius	Weight Per Mtr
	Inches	I.D (mm)	kPa	psi	kPa	psi	mm	kg.
CH-CRY-25	1"	25	2500	360	12500	1812	100	1.0
CH-CRY-40	1 1/2"	38	2500	360	12500	1812	140	1.5
CH-CRY-50	2"	50	2500	360	12500	1812	180	2.5
CH-CRY-65	2 1/2"	65	2500	360	12500	1812	205	3.3
CH-CRY-80	3"	75	2500	360	12500	1812	280	4.5
CH-CRY-100	4"	100	2500	360	12500	1812	395	7.5
CH-CRY-150	6"	150	2500	360	12500	1812	510	13.5
CH-CRY-200	8"	200	2040	295	10200	1450	760	18.5
CH-CRY-250	10"	250	1500	217	7500	1090	915	25

Safety Factor 5:1 Standard Duty. (Burst Pressure: Working Pressure)

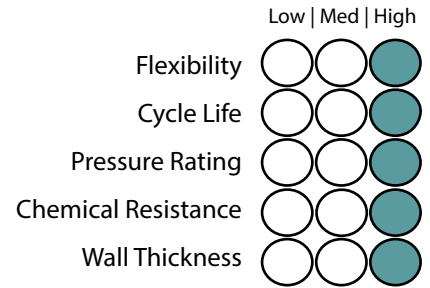
### Applications



## Composite Hose - Cryogenic

### Composite Hose - LPG

**Part No.:** LPG  
**Colour:** White / Yellow Stripe  
**Inner Wire:** 316 Stainless Steel  
**Lining:** Polypropilene films  
**Cover:** Polyester Fabrics  
**Reinforcement:** Polyester Fabrics  
**Outer Wire:** 316 Stainless Steel  
**Crimping:** Swagged or Wire Whipped  
**Size Available:** 3/4" - 12"  
**Temperature:** -105°C +100°C



### Construction

#### Use:

Suitable for transferring fully refrigerated conveyants such as LPG, Propane and Buthane down to -105°C, as well as liquid Ethane at and liquid Ethylene. Suitable for fluids included in Chap XIX, Gas carrier Code.



#### Applicable Standards

EN ISO 8031:2009 – 4.7, EN ISO 1402, DNV

### Specifications

Part Number	Nominal Dia.		Max. Working Pressure		Max. Burst Pressure		Min. Bend Radius	Weight Per Mtr
	Inches	I.D (mm)	kPa	psi	kPa	psi	mm	kg.
CH-LPG-20	3/4"	20	2500	362	12500	1813	80	0.8
CH-LPG-25	1"	25	2500	362	12500	1813	100	1.0
CH-LPG-32	1 1/4"	32	2500	362	12500	1813	125	1.3
CH-LPG-40	1 1/2"	40	2500	362	12500	1813	140	1.5
CH-LPG-50	2"	50	2500	362	12500	1813	180	2.5
CH-LPG-65	2 1/2"	65	2500	362	12500	1813	200	3.3
CH-LPG-80	3"	75	2500	362	12500	1813	260	4.0
CH-LPG-100	4"	100	2500	362	12500	1813	350	5.3
CH-LPG-150	6"	150	2500	362	12500	1813	500	13.2
CH-LPG-200	8"	200	2500	362	12500	1813	750	18.0
CH-LPG-250	10"	250	1500	218	7500	1087	900	25.0
CH-LPG-300	12"	300	1000	145	5000	725	1500	34.0

Safety Factor: 5:1 Standard Duty. (Burst Pressure: Working Pressure)

### Applications





# RUBBER & COMPOSITE HOSE

## Composite Hose - Cryogenic

### Composite Hose - LNG

**Part No.:** IH-LNG  
**Colour:** White / Yellow Stripe  
**Inner Wire:** 316 Stainless Steel  
**Lining:** Polypropilene films  
**Cover:** Polyester Fabrics  
**Reinforcement:** Polyester Fabrics  
**Outer Wire:** 316 Stainless Steel  
**Crimping:** Swagged or Wire Whipped  
**Size Available:** 3/4" - 12"  
**Temperature:** -200°C +80°C

	Low   Med   High
Flexibility	○ ○ ●
Cycle Life	○ ○ ●
Pressure Rating	○ ○ ●
Chemical Resistance	○ ○ ●
Wall Thickness	○ ○ ●

### Construction

#### Use:

Hose is suitable for handling LNG Liquefied Natural Gas, Liquid Methane and liquid Nitrogen at -200°C. Liquefied Natural Gas LNG at extremely low temperatures



#### Applicable Standards:

EN ISO 8031:2009 – 4.7, EN ISO 1402, DNV

### Specifications

Part Number	Nominal Dia.		Max. Working Pressure		Max. Burst Pressure		Min. Bend Radius	Weight Per Mtr
	Inches	I.D (mm)	kPa	psi	kPa	psi	mm	kg.
IH-LNG-20	3/4"	20	1380	200	11040	1600	80	0.8
IH-LNG-25	1"	25	1380	200	11040	1600	100	1.0
IH-LNG-32	1 1/4"	32	1380	200	11040	1600	125	1.3
IH-LNG-40	1 1/2"	40	1380	200	11040	1600	140	1.5
IH-LNG-50	2"	50	1380	200	11040	1600	180	2.5
IH-LNG-65	2 1/2"	65	1380	200	11040	1600	200	3.3
IH-LNG-80	3"	75	1380	200	11040	1600	260	4.0
IH-LNG-100	4"	100	1275	184	10200	1479	350	5.3
IH-LNG-150	6"	150	1275	184	10200	1479	500	13.2
IH-LNG-200	8"	200	1275	184	10200	1479	750	18.0
IH-LNG-250	10"	250	1275	184	10200	1479	900	25.0
IH-LNG-300	12"	300	1030	149	8240	1195	1500	34.0

Safety Factor: 8:1 Standard Duty. (Burst Pressure: Working Pressure)

### Applications



## Composite Hose - Industrial

### Composite Jacketed Hose

A jacketed assembly consists of a "hose within a hose." An inner or primary media conveying hose is enclosed or jacketed by a larger diameter hose. The hoses are joined at each end by specially designed fittings so that there is no media pathway between the two hoses.

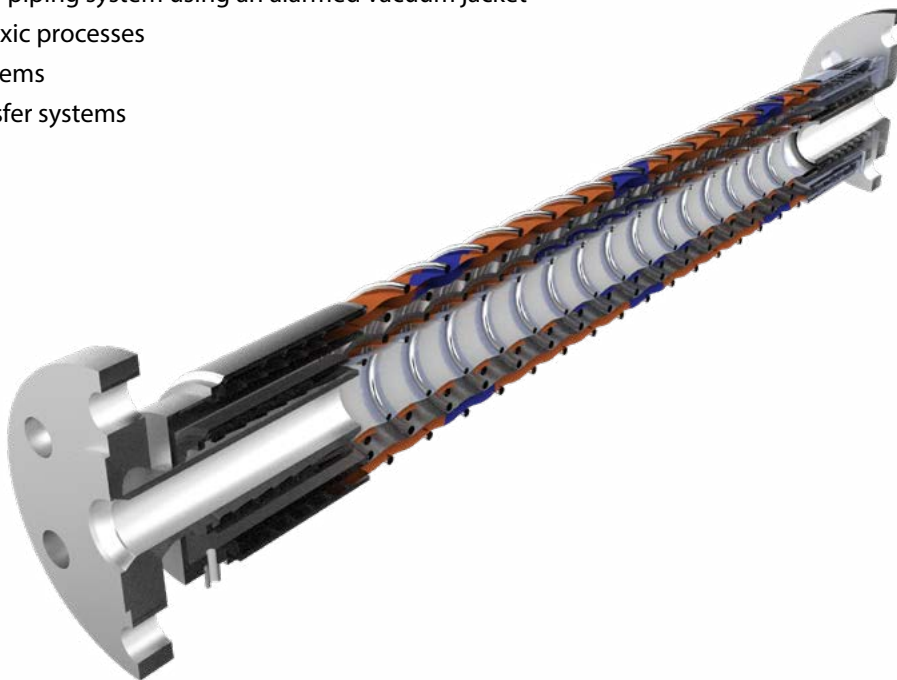
Jacketed assemblies are often specified when the primary media must be kept at either an elevated or cryogenic temperature. Steam is often circulated through the jacket hose to keep a viscous material in the inner hose hot and easily conveyed. A vacuum can also be pulled on the jacket hose to insulate cryogenic liquids being conveyed in the inner hose.

The media typically is steam, hot oil or hot water to raise the temperature of the fluid moved in the internal hose. Also cold products such as liquid helium or nitrogen can be used to lower the temperature of the fluid with-in the internal hose.

The specialist hose design can also be used to contain hazardous and chemical mediums in the event of a rupture. The outer hose will capture any medium that leaks from the inner hose preventing any safety or environmental issues. Sensors can be installed on the ports of the outer hoses to analyse any changes in pressure or gas detection.

### Following Applications:

- Rail car and tank truck loading/unloading
- Marine Transfer
- Flexible connections to vibrating equipment
- To relieve pump housing stresses
- Hazardous material piping system using an alarmed vacuum jacket
- Safety barrier for toxic processes
- Leak detection systems
- Liquefied food transfer systems



Inner hose nb size	25mm	32mm	38mm	50mm	65mm	75mm	100mm	125mm	150mm
Outer hose nb size	50mm	65mm	65mm	75mm	100mm	100mm	150mm	150mm	200mm
Inner hose max pressure (kPa)	1000	1000	1000	1000	1000	1000	1000	1000	1000